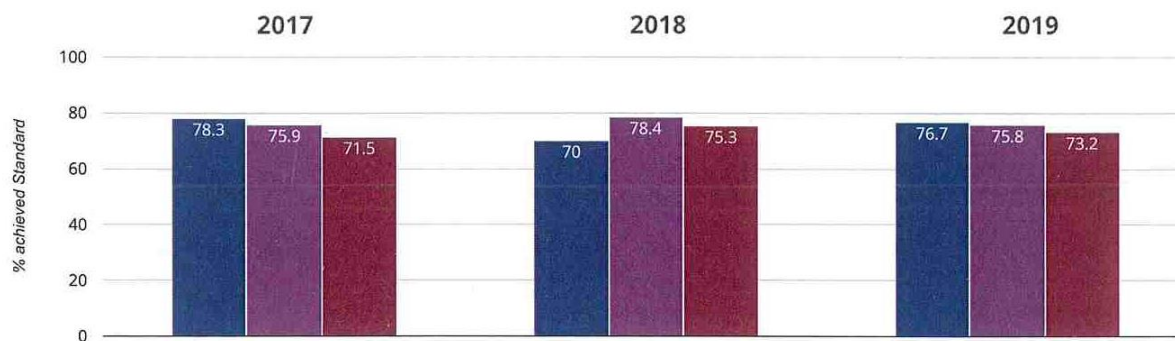


## Reading - achieved standard



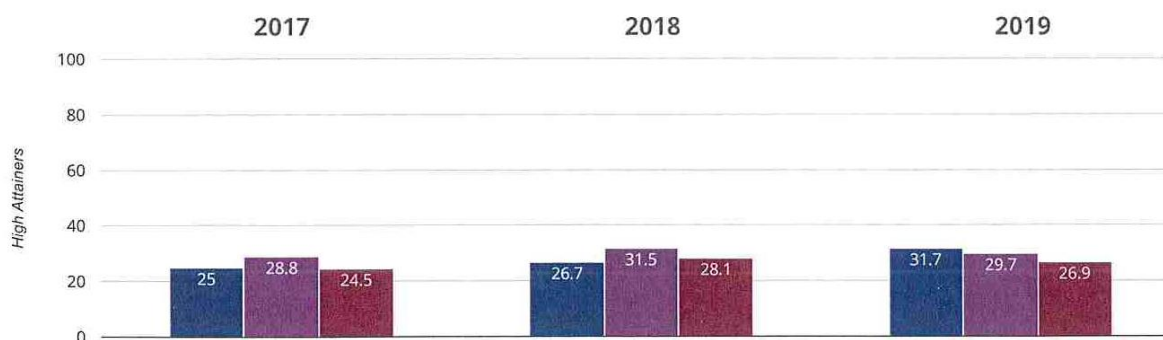
76.7% in 2019

6.7% points rise since 2018

1.6% points drop since 2017

Shamblehurst Primary School Hampshire (326) NCER National (16001)

## Reading - high attainers



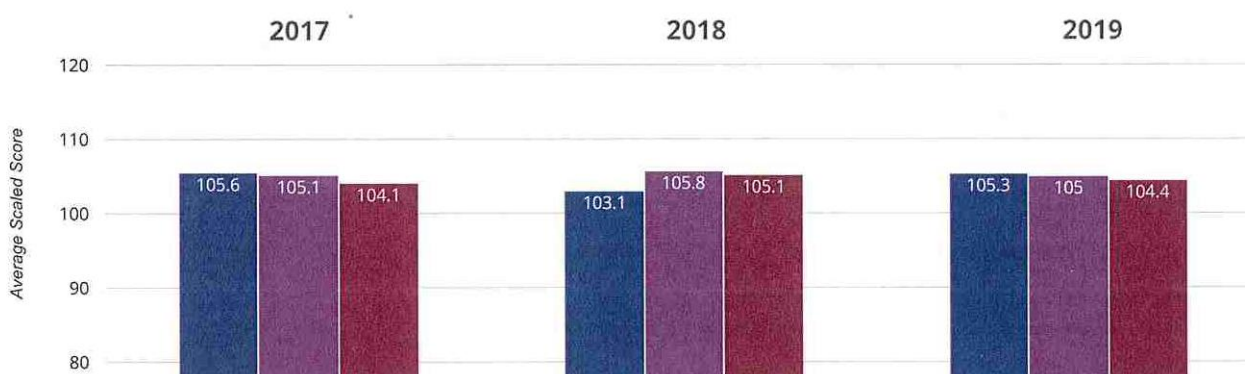
31.7% in 2019

5% points rise since 2018

6.7% points rise since 2017

Shamblehurst Primary School Hampshire (326) NCER National (16001)

## Reading - average scaled score



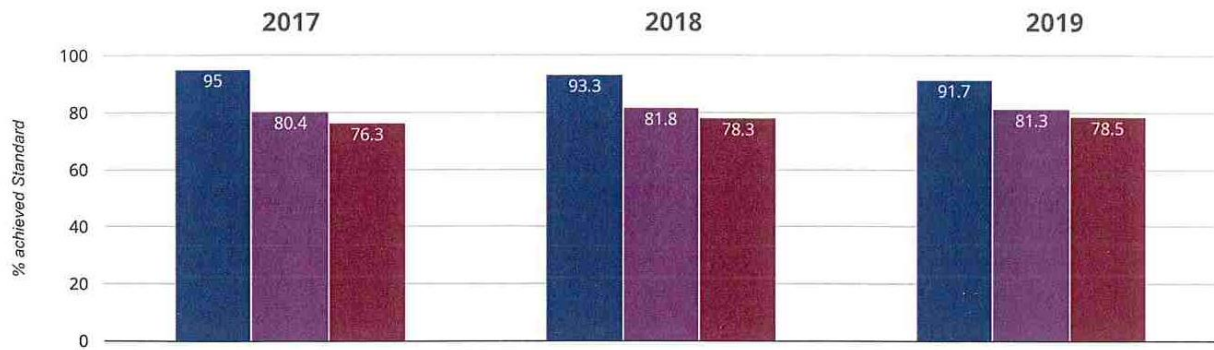
105.3 in 2019

2.2 points rise since 2018

0.3 points drop since 2017

Shamblehurst Primary School Hampshire (326) NCER National (16001)

## ✎ Writing - achieved standard



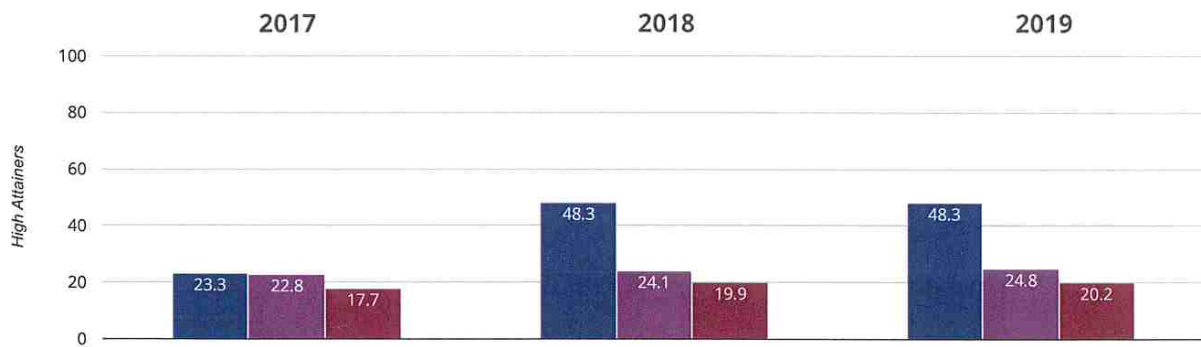
91.7% in 2019

1.6% points drop since 2018

3.3% points drop since 2017

■ Shamblehurst Primary School ■ Hampshire (326) ■ NCER National (16001)

## ✎ Writing - high attainers



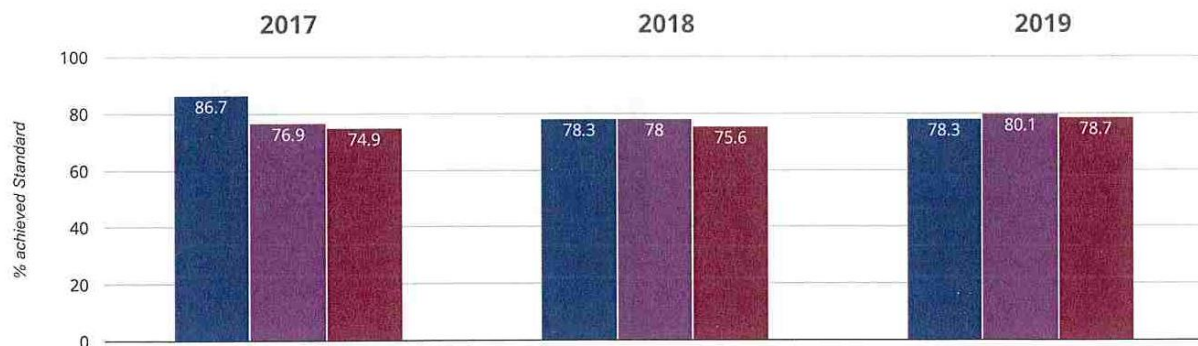
48.3% in 2019

0% change from 2018

25% points rise since 2017

■ Shamblehurst Primary School ■ Hampshire (326) ■ NCER National (16001)

## ✚ Maths - achieved standard



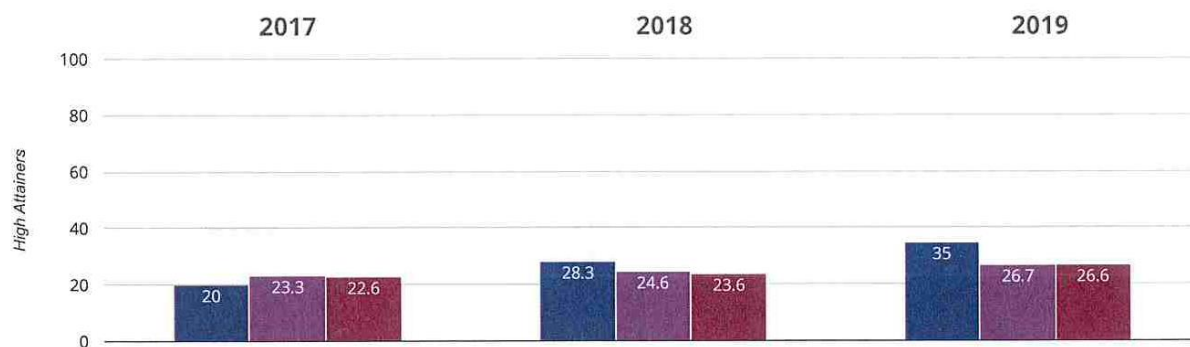
78.3% in 2019

0% change from 2018

8.4% points drop since 2017

■ Shamblehurst Primary School ■ Hampshire (326) ■ NCER National (16001)

## + Maths - high attainers



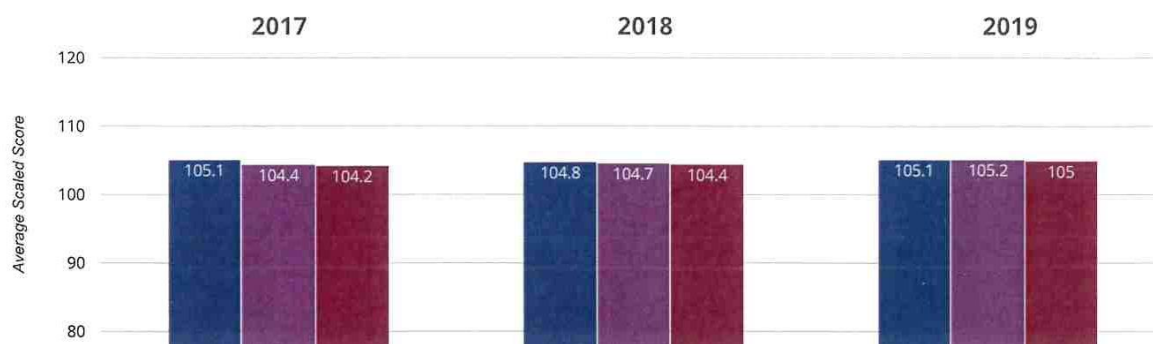
35% in 2019

6.7% points rise since 2018

15% points rise since 2017

■ Shamblehurst Primary School ■ Hampshire (326) ■ NCER National (16001)

## + Maths - average scaled score



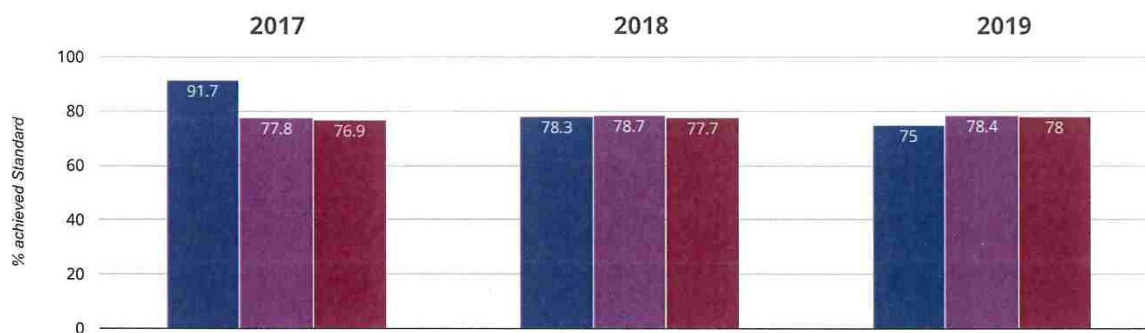
105.1 in 2019

0.3 points rise since 2018

0 change from 2017

■ Shamblehurst Primary School ■ Hampshire (326) ■ NCER National (16001)

## ? GPS - achieved standard



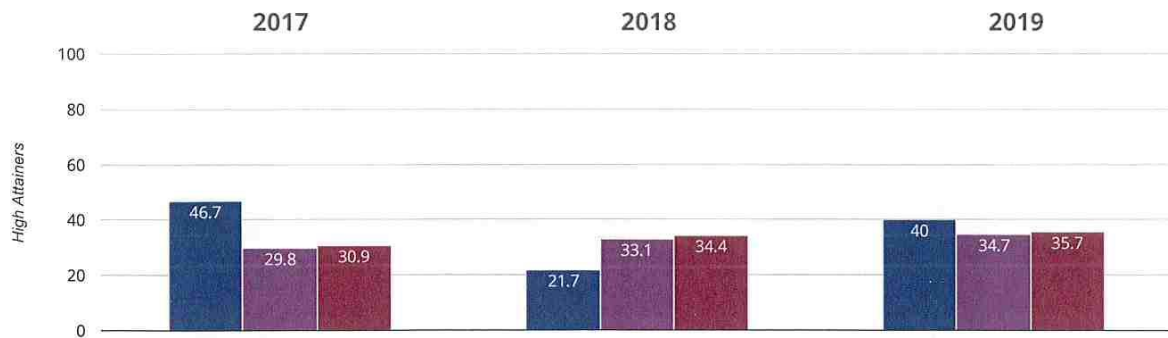
75% in 2019

3.3% points drop since 2018

16.7% points drop since 2017

■ Shamblehurst Primary School ■ Hampshire (326) ■ NCER National (16001)

## GPS - high attainers



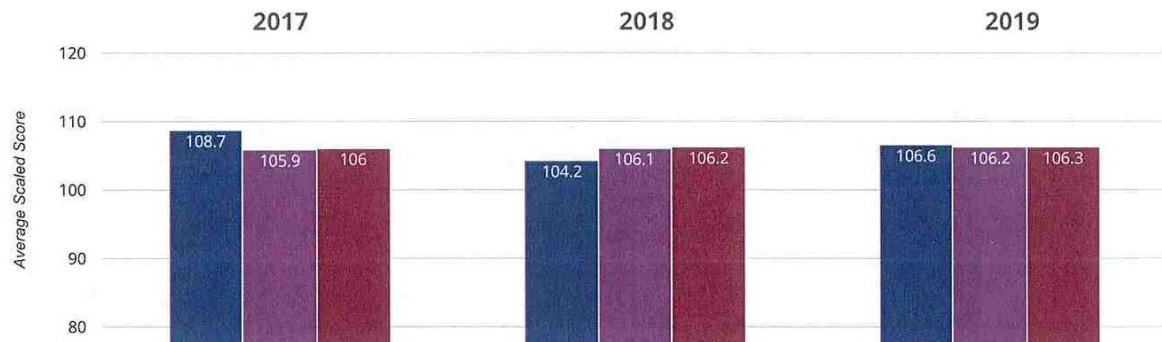
40% in 2019

18.3% points rise since 2018

6.7% points drop since 2017

Shamblehurst Primary School Hampshire (326) NCER National (16001)

## GPS - average scaled score



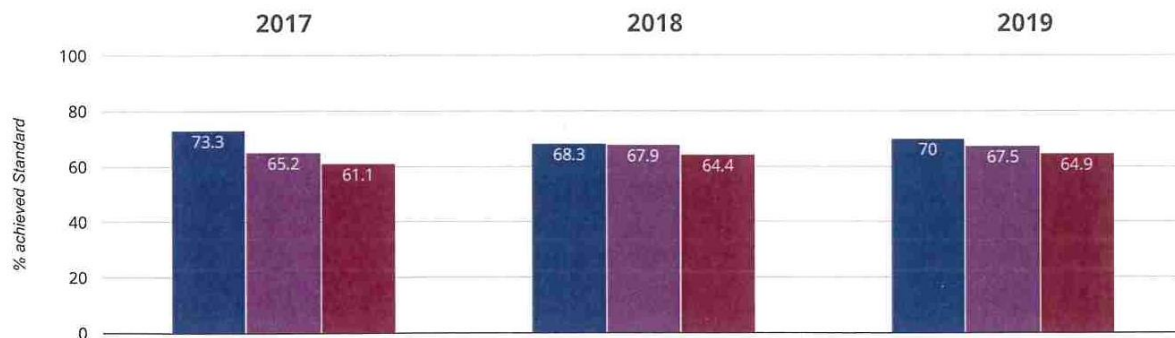
106.6 in 2019

2.4 points rise since 2018

2.1 points drop since 2017

Shamblehurst Primary School Hampshire (326) NCER National (16001)

## RWM - achieved standard



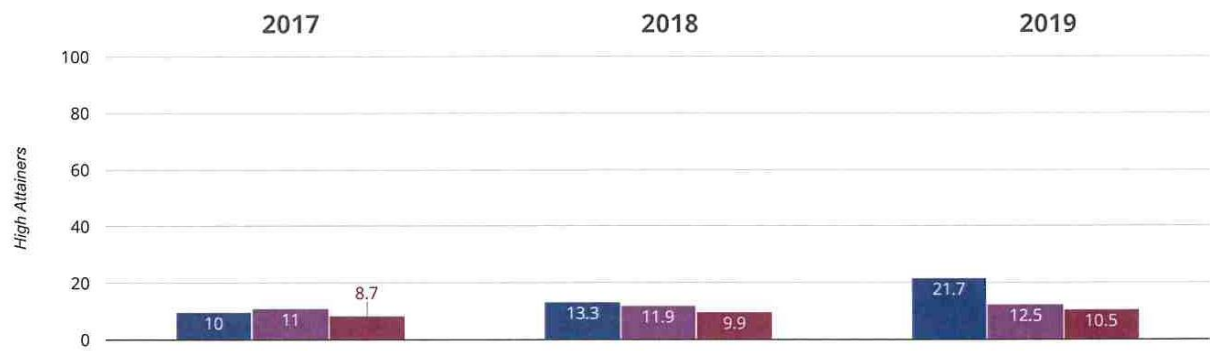
70% in 2019

1.7% points rise since 2018

3.3% points drop since 2017

Shamblehurst Primary School Hampshire (326) NCER National (16001)

## RWM - high attainers



21.7% in 2019

8.4% points rise since 2018

11.7% points rise since 2017

■ Shamblehurst Primary School ■ Hampshire (326) ■ NCER National (16001)