

Spelling Shed

Spelling Scheme of Work

Stage 4

Welcome to The Spelling Shed Year 4 scheme of work.



Spelling Shed

What is included?

- 36 weekly spelling lists (See contents) each based on National Curriculum spelling rules.
- For each list, you will find the following resources:
 - One 20 – 30 minute lesson plan.
 - Resources to aid the delivery of the lesson.
 - One spelling practice sheet.
 - One homework sheet.

Spelling lists – Stage 4

1. These words are homophones or near homophones. They have the same pronunciation but different spellings and/or meanings.
2. The prefix 'in-' can mean both 'not' and 'in'/'into.' In these spellings the prefix 'in-' means 'not.'
3. Before a root word starting with l, the 'in-' prefix becomes 'il-'. Before a root word starting with r the prefix 'in-' becomes 'ir-'
4. The prefix 'sub-' which means under or below.
5. The prefix 'inter-' means between, amongst or during.
6. Challenge Words
7. The suffix '-ation' is added to verbs to form nouns.
8. The suffix '-ation' is added to verbs to form nouns.
9. Adding -ly to adverbs. Remembering words ending in '-y' become '-ily' and words ending in '-le' become '-ly.'
10. Adding '-ly' to to turn an adjective into an adverb when the final letter is 'l.'
11. Word with the 'sh' sound spelled ch. These words are French in origin.
12. Challenge Words
13. Adding the suffix '-ion.' When the root word ends in 'd,' 'de' or 'se' then the suffix '-ion' needs to be '-sion.'
14. Adding the suffix '-ous.' Sometimes the root word is obvious and the usual rules apply for adding suffixes beginning with vowel letters. Sometimes there is no obvious root word though.
15. The suffix '-ous.' The final 'e' of the root word must be kept if the sound of 'g' is to be kept.
16. The 'ee' sound spelled with an 'i.'
17. The suffix '-ous.' If there is an 'ee' sound before the '-ous' ending, it is usually spelled as i, but a few words have e.
18. Challenge Words
19. The 'au' digraph
20. The suffix '-ion' when the root word ends in 't' or 'te' then the suffix becomes '-tion.'
21. The suffix '-ion' becomes '-ssion' when the root word ends in 'ss' or 'mit.'
22. The suffix '-cian' used instead of '-sion' when the root word ends in 'c' or 'cs'
23. Adding '-ly' to create adverbs of manner. These adverbs describe how the verb is occurring.
24. Challenge Words
25. Homophones – words which have the same pronunciation but different meanings and/or spellings.
26. The /s/ sound spelled c before 'i' and 'e'.
27. Some words have similar spellings, root words and meanings. We call these word families. 'sol word family' and 'real word family'
28. Some words have similar spellings, root words and meanings. We call these word families. 'phon word family' and 'sign word family'
29. Prefixes – 'super-' 'anti' and 'auto.'
30. The prefix bi- meaning two.
31. Challenge Words
32. Plural possessive apostrophes.
33. Revision – spelling rules we have learned in Stage 4.
34. Revision – spelling rules we have learned in Stage 4.
35. Revision – spelling rules we have learned in Stage 4.
36. Revision – spelling rules we have learned in Stage 4.



Spelling Shed

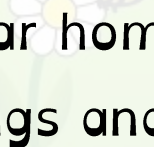


Stage: 4

List: 1



Homophones: These words are homophones or near homophones. They have the same pronunciation but different spellings and/or meanings.





Stage: 4	These words are homophones or near homophones. They have the same pronunciation but different spellings and/or meanings.
List: 1	

Spellings	Introduction	Ask the children what the word homophone means. Can they think of any examples? Define them as words which have the same pronunciation but different meanings and/or spellings. Discuss near homophones have slightly different pronunciations.
accept		
except	Main Teaching Activity	Using the PowerPoint, display each example on the whiteboard. Ask the children to write down the word that they think goes in each gap. After each example ask the children to share their responses and discuss any errors or misconceptions. Teacher can choose to reveal the two spellings before or after the pupil attempts.
knot		
not		
peace		
piece		
plain	Independent Activity	In small groups. One child writes a sentence with one of this week's spellings missing. E.g. We travelled to France by _____. The children on their table then write down the correct spelling on their whiteboards. The child who created the question shares which they thought was the right question and check each others' answers.
plane		
weather		
whether		



Spelling Shed

My shoelaces were tied in a
double _____.

Which is the correct spelling?

not

knot

Answers:

My shoelaces were tied in a
double **knot**.

Which is the correct spelling?

not

knot



Spelling Shed

All classes went swimming
_____ year 1.

Which is the correct spelling?

accept

except

Answers:

All classes went swimming
except year 1.

Which is the correct spelling?

accept

except



The bad _____ means that we may
have to cancel sports day.

Which is the correct spelling?

whether

weather

Answers:

The bad **weather** means that we may have to cancel sports day.

Which is the correct spelling?

whether

weather



The _____ swooped down low over
the airport during the air show.

Which is the correct spelling?

plane

plain

Answers:



Spelling Shed

The **plane** swooped down low over
the airport during the air show.

Which is the correct spelling?

plane

plain



Each child ate a _____ of fruit
at break time.

Which is the correct spelling?

piece

peace

Answers:



Each child ate a **piece** of fruit
at break time.

Which is the correct spelling?

piece

peace





Stage: 4	Homophones
List: 1	Name:

Spellings	1 st Attempt	2 nd Attempt	3 rd Attempt	4 th Attempt	5 th Attempt
accept					
except					
knot					
not					
peace					
piece					
plain					
plane					
weather					
whether					



Stage: 4

Homophones

List: 1

Name:

Spellings

accept

except

knot

not

peace

piece

plain

plane

weather

whether

Write the correct spelling into each sentence.

The teacher gave everyone a _____ of _____ paper.

Tim stood at the front of assembly to _____ his prize.

I had a _____ in my shoelaces.

All was dark, _____ for a tiny candle in the corner.

I like most vegetables but _____ cauliflower.

In church the people prayed for _____ on Earth.

The _____ stopped the children playing out today.

The pilot landed his _____ safely on the runway.

The children wondered _____ they should tell their teacher.



Stage: 4

Homophones

List: 1

Answers:

Spellings

accept

except

knot

not

peace

piece

plain

plane

weather

whether

Write the correct spelling into each sentence.

The teacher gave everyone a piece of plain paper.

Tim stood at the front of assembly to accept his prize.

I had a knot in my shoelaces.

All was dark, except for a tiny candle in the corner.

I like most vegetables but not cauliflower.

In church the people prayed for peace on Earth.

The weather stopped the children playing out today.

The pilot landed his plane safely on the runway.

The children wondered whether they should tell their teacher.

Spelling Shed

Stage: 4

List: 2

The prefix 'in-' can mean both 'not' and 'in'/'into.' In these spellings the prefix 'in-' means 'not.'



Stage: 4	The prefix 'in-' can mean both 'not' and 'in'/'into.' In these spellings the prefix 'in-' means 'not.'
List: 2	

Spellings
inactive
incorrect
invisible
insecure
inflexible
indefinite
inelegant
incurable
inability
inadequate

Introduction	<p>Explain to the children that today's words all begin with the prefix 'in'. Prefixes are added to words to change the meaning. In this case, the words become the opposite of their root word e.g. active becomes inactive, flexible becomes inflexible.</p> <p>Ask children what the opposite of correct is, if they aren't sure then remind them of the spelling rule.</p>
Main Teaching Activity	<p>Using the power point, get children to write down the opposite of the words on the slides by adding the prefix 'in'.</p> <p>After each example ask the children to share their responses, check they understand the meaning of the word and discuss any errors or misconceptions.</p>
Independent Activity	<p>Children choose five of the words from the spelling list and write a sentence for each one.</p> <p>Children then share their sentences with a partner to check if they are correct. In pairs, see if children can think of any more words starting with the prefix 'in'.</p>



Spelling Shed

Write down the opposite of:

active

inactive



Write down the opposite of:

correct

incorrect



Write down the opposite of:

secure

insecure



Spelling Shed

Write down the opposite of:

visible

invisible



Spelling Shed

Write down the opposite of:

flexible

inflexible



Stage: 4

The prefix 'in-' can mean both 'not' and 'in'/'into.' In these spellings the prefix 'in-' means 'not.'

List: 2

Name:

Spellings

inactive

incorrect

invisible

insecure

inflexible

indefinite

inelegant

incurable

inability

inadequate

Cover your spellings up. Can you add in the missing letters from each word?

i n _ u r a _ l e

i n _ o r _ e c t

i n s e c u r e

i n a b _ _ i t y

i n e l _ _ a n t

i n d e f _ _ i t e

i n _ _ t i v e

i n a d e _ _ a t e

i n _ _ e _ i b l e

_ n v _ s _ b l e



Stage: 4

The prefix 'in-' can mean both 'not' and 'in'/'into.' In these spellings the prefix 'in-' means 'not.'

List: 2

Answers:

Spellings

inactive

incorrect

invisible

insecure

inflexible

indefinite

inelegant

incurable

inability

inadequate

Cover your spellings up. Can you add in the missing letters from each word?

i n c u r a b l e

i n c o r r e c t

i n s e c u r e

i n a b i l i t y

i n e l e g a n t

i n d e f i n i t e

i n a c t i v e

i n a d e q u a t e

i n f l e x i b l e

i n v i s i b l e



Stage: 4	The prefix 'in-' can mean both 'not' and 'in'/'into.' In these spellings the prefix 'in-' means 'not.'
List: 2	

Spellings	1 st Attempt	2 nd Attempt	3 rd Attempt	4 th Attempt	5 th Attempt
inactive					
incorrect					
invisible					
insecure					
inflexible					
indefinite					
inelegant					
incurable					
inability					
inadequate					

Spelling Shed

Stage: 4

List: 3

Opposite Words - Before a root word starting with l, the 'in-' prefix becomes 'il-'. Before a root word starting with r the prefix 'in-' becomes 'ir-'



Stage: 4	The prefixes il-, im- and -ir
List: 3	

Spellings
illegal
illegible
immature
immortal
impossible
impatient
imperfect
irregular
irrelevant
irresponsible

Introduction	<p>Today children will look at finding the opposite of words by adding the prefix 'il', 'ir' or 'im'.</p> <p>If the root word starts with 'l' then the prefix is 'il'</p> <p>If the root word starts with 'r' then the prefix is 'ir'</p> <p>If the root word starts with 'p' or a 'm' then the prefix is 'im'.</p> <p>Can children think of any words beginning with these prefixes?</p>
Main Teaching Activity	<p>Using the spelling rules above, get children to write down the correct prefix for each of the root words on the power point slide.</p> <p>Compare with a partner and then share with the class to discuss any misconceptions or mistakes.</p>
Independent Activity	<p>In small groups, give children the word cards. Children take it in turns to pick a card from the pile, read it out and the others in the group write it on their whiteboards. Child with the card acts as the teacher to check the spelling.</p> <p>Next child then takes a card and the activity continues round the group.</p>



If the root word starts with 'l' then the prefix is 'il'

If the root word starts with 'r' then the prefix is 'ir'

If the root word starts with 'p' or a 'm' then the prefix is 'im'.

legal	mature	patient	regular	responsible
legible	possible	mortal	perfect	relevant



Print out and cut up the word cards. One set for each group.

illegal	immature	impatient	irregular	irresponsible
illegible	impossible	immortal	imperfect	irrelevant



Stage: 4	Before a root word starting with l, the 'in-' prefix becomes 'il-'. Before a root word starting with r the prefix 'in-' becomes 'ir-'
List: 3	

Name: _____

Spellings	1 st Attempt	2 nd Attempt	3 rd Attempt	4 th Attempt	5 th Attempt
illegal					
illegible					
immature					
immortal					
impossible					
impatient					
imperfect					
irregular					
irrelevant					
irresponsible					



Stage: 4

Rules: Before a root word starting with l the 'in-' prefix becomes 'il-'. Before a root word starting with r the prefix 'in-' becomes 'ir-'

List: 3

Name:

Spellings

illegal

illegible

immature

immortal

impossible

impatient

imperfect

irregular

irrelevant

irresponsible

il

Sort your spellings between the sticky notes. Can you add any of your own words?

ir

im

CHALLENGE
Can you write a sentence using one or more of these words?

My Sentence



Stage: 4

Rules: Before a root word starting with l the 'in-' prefix becomes 'il-'. Before a root word starting with r the prefix 'in-' becomes 'ir-'

List: 3

Answers:

Spellings

illegal

illegible

immature

immortal

impossible

impatient

imperfect

irregular

irrelevant

irresponsible

il

illegal

illegible

Sort your spellings between the sticky notes. Can you add any of your own words?

ir

irregular

irrelevant

irresponsible

CHALLENGE

Can you write a sentence using one or more of these words?

im

immature

immortal

impossible

impatient

imperfect

My Sentence

Spelling Shed

Stage: 4

List: 4

The prefix 'sub-' which means under or below.



Stage: 4	The prefix 'sub-' which means under or below.
List: 4	

Spellings	Introduction	Explain that children are looking at words with the prefix 'sub'. Sub changes the meaning of the word to mean under or below. Ask children if they can think of any words that begin with the prefix 'sub' – can they think why it might mean under or below?
submarine		
subject	Main Teaching Activity	Speed spelling - each child to have a mini whiteboard. Choose a word from the list and ask children to write in on their whiteboard and hold it up to check spelling. Remind children to segment the word in their head when writing to include sub+ root word. Discuss misconceptions.
subway		
submerge		
subtropical		
subdivide		
subheading	Independent Activity	Children to choose the correct word from the spelling list to complete the sentence on the power point. Check with a partner and then feed back as a class.
substandard		
subtitle		
submit		



Stage: 4

The prefix 'sub-' which means under or below.

List: 4

Name:

Spellings

submarine

subject

subway

submerge

subtropical

subdivide

subheading

substandard

subtitle

submit

Write the correct spelling into each sentence.

The boy said that English was his favourite _____.

Millie liked going to her Grandma's as they got to ride on the _____.

I saw my toy boat crash and _____ beneath the water.

The boss said the work wasn't good enough, he said it was _____.

I had spent a long time on my summer homework, at last it was time to _____ it!



Stage: 4

The prefix 'sub-' which means under or below.

List: 4

Answers:

Spellings

submarine

subject

subway

submerge

subtropical

subdivide

subheading

substandard

subtitle

submit

Write the correct spelling into each sentence.

The boy said that English was his favourite _subject_.

Millie liked going to her Grandma's as they got to ride on the _subway_.

I saw my toy boat crash and _submerge_ beneath the water.

The boss said the work wasn't good enough, he said it was _substandard_.

I had spent a long time on my summer homework, at last it was time to _submit_ it!



Stage: 4	The prefix 'sub-' which means under or below.
List: 4	

Spellings	1 st Attempt	2 nd Attempt	3 rd Attempt	4 th Attempt	5 th Attempt
submarine					
subject					
subway					
submerge					
subtropical					
subdivide					
subheading					
substandard					
subtitle					
submit					



Stage: 4	The prefix 'sub-' which means under or below.
List: 4	Name:

Spellings
submarine
subject
subway
submerge
subtropical
subdivide
subheading
substandard
subtitle
submit

Use the sub to create the words from your spelling list. Can you think of any more?

sub +	tropical	=	
	merge		
	divide		
	mit		
	title		
	marine		
	standard		
	ject		
	way		
	heading		
My own sub- words			



Stage: 4	The prefix 'sub-' which means under or below.
List: 4	Answers:

Spellings
submarine
subject
subway
submerge
subtropical
subdivide
subheading
substandard
subtitle
submit

Use the sub to create the words from your spelling list. Can you think of any more?

<p>sub +</p> <p>My own sub- words</p>	tropical	=	subtropical
	merge		submerge
	divide		subdivide
	mit		submit
	title		subtitle
	marine		submarine
	standard		substandard
	ject		subject
	way		subway
	heading		subheading

Spelling Shed

Stage: 4

List: 5

The prefix 'inter-' means between, amongst or during.



Stage: 4

The prefix 'inter-' means between, amongst or during.

List: 5

Spellings

interact

intercity

international

interfere

interview

intercept

intercom

internet

interchange

interface

Introduction

The prefix 'inter' is added to words to make them mean between, amongst or during.

Ask children to partner talk for one minute to think of any words beginning with the prefix 'inter'.

Main Teaching Activity

To help children understand how the words mean between, amongst or during, use the power point slide to get them to match up the definitions with the correct word.

Check answers and discuss misconceptions. Children could work independently or in a pair.

Independent Activity

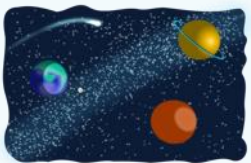



Get children to write the word 'international' across their mini white board. Set a 7 minute timer and see who can add as many of the spelling list words in to a scrabble web as possible.

You can use the example on the slide below if they need some support getting started.

Feedback and if time, draw a scrabble web on the board as a class.


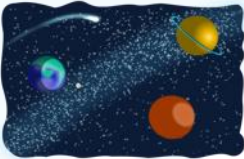




Match the definition with the meaning:

intergalactic		A global, online computer network.
interview		Relating to, or moving between, two or more galaxies in the universe.
international		A process that occurs when you want to get a job.
internet		Existing, occurring or carried out between nations.



Match the definition with the meaning:

internet		A global, online computer network.
intergalactic		Relating to, or moving between, two or more galaxies in the universe.
interview		A process that occurs when you want to get a job.
International		Existing, occurring or carried out between nations.



international

n

t

e

r

n

e

t

n

t

e

r

c

i

t


Answers:



Spelling Shed

international

n n
i n t e r f e r e i n t e r c h a n g e
e i n t e c e p t i r t e r c o m
r n r
i n t n r f a c e c n t e r v l e w e
e i t a
t t c t





Stage: 4

The prefix 'inter-' means between, amongst or during.

List: 5

Name:

Spellings	1 st Attempt	2 nd Attempt	3 rd Attempt	4 th Attempt	5 th Attempt
interact					
intercity					
international					
interfere					
interview					
intercept					
intercom					
internet					
interchange					
interface					



Stage: 4	The prefix 'inter-' means between, amongst or during.
List: 5	
Name:	

Spellings
interact
intercity
international
interfere
interview
intercept
intercom
internet
interchange
interface

Ask someone to time you. Can you find your spellings hidden in the grid? How long did it take? Try it again and improve your speed!

international	impossible	electricity	interchange
simplistic	interface	interact	diversity
intercity	interfere	action	intercom
changeable	inactive	interspersed	internet
intercept	facial	interview	interesting

Which new word in the grid follows the same spelling rule as the spelling list?



Stage: 4	The prefix 'inter-' means between, amongst or during.
List: 5	Answers:

Spellings
interact
intercity
international
interfere
interview
intercept
intercom
internet
interchange
interface

Ask someone to time you. Can you find your spellings hidden in the grid? How long did it take? Try it again and improve your speed!

international	impossible	electricity	interchange
simplistic	interface	interact	diversity
intercity	interfere	action	intercom
changeable	inactive	interspersed	internet
intercept	facial	interview	interesting

Which new word in the grid follows the same spelling rule as the spelling list?



Spelling Shed

Stage: 4

List: 6



Challenge Words

Stage: 4

Challenge Words

List: 6



Spelling Shed

Spellings

calendar

appear

believe

grammar

increase

interest

opposite

straight

strength

women

Challenge Week

Choose an activity from the Challenge Activity Pack





Stage: 4	Challenge Words
List: 6	

Spellings	1 st Attempt	2 nd Attempt	3 rd Attempt	4 th Attempt	5 th Attempt
calendar					
appear					
believe					
grammar					
increase					
interest					
opposite					
straight					
strength					
women					

Stage: 4

Challenge Words

List: 6

Name:



Spelling Shed

Spellings

calendar

appear

believe

grammar

increase

interest

opposite

straight

strength

women

a	s	t	r	s	t	r	e	n	g	t	h	k	u	a	j
o	s	c	a	l	e	n	d	a	r	q	p	c	v	g	z
p	q	a	p	n	z	i	g	h	a	i	j	d	k	i	s
b	r	b	p	m	c	l	w	o	m	e	n	l	e	f	t
e	t	r	e	u	g	h	w	f	m	c	d	m	g	b	r
l	t	s	a	x	y	h	m	e	a	j	o	d	l	c	a
i	n	c	r	e	a	s	e	m	r	b	k	e	f	y	i
e	e	b	v	w	d	i	x	j	z	a	n	k	m	h	g
v	f	o	p	o	p	p	o	s	i	t	e	n	w	x	h
e	q	u	v	g	t	g	y	i	n	t	e	r	e	s	t

Can you find your spellings hidden in this word search?

Stage: 4

Challenge Words

List: 6

Answers:



Spelling Shed

Spellings

calendar

appear

believe

grammar

increase

interest

opposite

straight

strength

women

a	s	t	r	s	t	r	e	n	g	t	h	k	u	a	j
o	s	c	a	l	e	n	d	a	r	q	p	c	v	g	z
p	q	a	p	n	z	i	g	h	a	i	j	d	k	i	s
b	r	b	p	m	c	l	w	o	m	e	n	l	e	f	t
e	t	r	e	u	g	h	w	f	m	c	d	m	g	b	r
l	t	s	a	x	y	h	m	e	a	j	o	d	l	c	a
i	n	c	r	e	a	s	e	m	r	b	k	e	f	y	i
e	e	b	v	w	d	i	x	j	z	a	n	k	m	h	g
v	f	o	p	o	p	p	o	s	i	t	e	n	w	x	h
e	q	u	v	g	t	g	y	i	n	t	e	r	e	s	t

Can you find your spellings hidden in this word search?



Spelling Shed



Stage: 4

List: 7



The suffix '-ation' is added to verbs to form nouns.



Stage: 4

The suffix '-ation' is added to verbs to form nouns.

List: 7

Spellings

information

sensation

preparation

vibration

decoration

donation

duration

registration

population

determination

Introduction

Today children will learn that adding 'ation' to verbs turns them in to nouns. Ask children to partner talk for a minute to think of any words that end with 'ation'.

Word ends in 'e' – remove e and + 'ation'

Word ends in 'y' – remove y and + 'ic' + 'ation' (multiply to multiplication)

Most other words you can just add 'ation' straight on the end.

Main Teaching Activity

Using the power point slide, and following the spelling rules, children write down how they think the word can be changed from a verb to a noun by adding the suffix 'ation'.

Hold up white boards to show and discuss any errors or misconceptions.

Independent Activity

Show children the slide with the boxes and ask them to apply the spelling rules to each word and decide which box the word should go in to. This can be done independently or as a pair and using whiteboards if required.

Share results and discuss any misconceptions.



How would you add 'ation' to
this word:

inform

information

(add straight on the end)



How would you add 'ation' to
this word:

prepare

preparation

(drop the e then add 'ation')



How would you add 'ation' to
this word:

determine

determination

(drop the e then add 'ation')



How would you add 'ation' to
this word:

notify

notification

(drop the y then add 'ic' followed by
'ation')



Spelling Shed

How would you add 'ation' to
this word:

vibrate

vibration

(drop the e and add 'ation')



Look at the root words and decide which spelling rule they should follow and which box they should go in to:

communicate	vibrate	multiply	inform	donate	verify
create	populate	sense	determine	amplify	populate

Remove 'y', add 'ic' and then 'ation'.

Remove 'ate' then add 'ation'

Add 'ation' straight on the end.

Remove 'e' then add 'ation'



Answers:

Look at the root words and decide which spelling rule they should follow and which box they should go in to:

communicate	vibrate	multiply	inform	donate	verify
create	populate	sense	determine	amplify	populate

The diagram shows four cardboard boxes, each representing a spelling rule. Arrows point from root words to the boxes:

- Box 1:** Contains the rule "Remove 'y', add 'ic' and then 'ation'". Root words **verify** and **amplify** are connected to it.
- Box 2:** Contains the rule "Remove 'ate' then add 'ation'". Root words **populate**, **create**, **donate**, **vibrate**, and **communicate** are connected to it.
- Box 3:** Contains the rule "Add 'ation' straight on the end". Root word **inform** is connected to it.
- Box 4:** Contains the rule "Remove 'e' then add 'ation'". Root words **sense** and **determine** are connected to it.



Stage: 4

The suffix '-ation' is added to verbs to form nouns.

List: 7

Name:

Spellings	1 st Attempt	2 nd Attempt	3 rd Attempt	4 th Attempt	5 th Attempt
information					
sensation					
preparation					
vibration					
decoration					
donation					
duration					
registration					
population					
determination					



Stage: 4

The suffix '-ation' is added to verbs to form nouns.

List: 7

Answers:

The spelling words are all nouns. Can you put them through the machine to turn them back into verbs?

Spellings

information

sensation

preparation

vibration

decoration

donation

duration

registration

population

determination

Root Word

inform

sense

prepare

vibrate

decorate

donate

*dur (Talking point with other related words)

register

populate

determinate

Spelling Shed

Stage: 4

List: 8

The suffix '-ation' is added to verbs to form nouns.



Stage: 4	The suffix '-ation' is added to verbs to form nouns.
List: 8	

Spellings
adoration
admiration
coronation
detonation
observation
location
generation
exploration
combination
illustration

Introduction	<p>Today children will continue to consolidate understanding that adding 'ation' to verbs turns them in to nouns. Can children remember any 'ation' words from the last list?</p> <p>Word ends in 'e' – remove e and + 'ation' Word ends in 'y' – remove y and + 'ic' + 'ation' (multiply to multiplication) Most other words you can just add 'ation' straight on the end.</p>
Main Teaching Activity	<p>All of the words in today's lists follow the same rule, ask children if they can spot what it is and have a speed write on their whiteboards to write the root word. See how many they can correctly write in 3 minutes.</p> <p>Click the slide to check the answer.</p> <p>Discuss any errors or misconceptions.</p>
Independent Activity	<p>Ask children to write 5 sentences using words, appropriately, from the spelling list.</p> <p>To extend children you could ask them to also write a sentence for the verb form of the word. E.g. a sentence with 'location' and one with 'locate'.</p>

Answers:

What is the root word for each of the spellings below:

adoration
admiration
coronation
detonation
observation
location
generation
exploration
combination
illustration

adore
admire
coronate
detonate
observe
locate
generate
explore
combine
illustrate



Stage: 4

The suffix '-ation' is added to verbs to form nouns.

List: 8

Name:

Spellings	1 st Attempt	2 nd Attempt	3 rd Attempt	4 th Attempt	5 th Attempt
adoration					
admiration					
coronation					
detonation					
observation					
location					
generation					
exploration					
combination					
illustration					



Stage: 4

The suffix '-ation' is added to verbs to form nouns.

List: 8

Name:

The spelling words are all nouns. Can you put them through the machine to turn them back into verbs?

Spellings

adoration

admiration

coronation

detonation

observation

location

generation

exploration

combination

illustration

Root Word

adore





Stage: 4

The suffix '-ation' is added to verbs to form nouns.

List: 8

Answers:

Spellings

adoration

admiration

coronation

detonation

observation

location

generation

exploration

combination

illustration

The spelling words are all nouns. Can you put them through the machine to turn them back into verbs?

Root Word

adore

admire

coronate

detonate

observe


locate

generate

explore

combine

illustrate



Spelling Shed

Stage: 4

List: 9

Adding -ly to adverbs. Remembering words ending in '-y' become '-ily'
and words ending in '-le' become '-ly.'



Stage: 4	Adding -ly to make adverbs. Remembering words ending in '-y' become '-ily' and words ending in '-le' become '-ly.'
List: 9	

Spellings
sadly
completely
wildly
bravely
gently
foolishly
proudly
horribly
nervously
happily

Introduction	<p>Today children are learning about adverbs that end with 'ly' – words that explain 'how' something is done. The general spelling rules are:</p> <ul style="list-style-type: none">• If the root word end in 'y', change the 'y' to an 'i' and add 'ly'• If the root word ends in 'le', change 'le' to 'ly'• Most other endings you just add 'ly' <p>Ask children if they can think of any adverbs that end with the 'ly' sound.</p>
Main Teaching Activity	<p>Using the power point slide, get children to apply the spelling rules to the list of words, drawing a line from each word to the correct form of the ending.</p> <p>Children can copy the words on to a mini whiteboard or draw the lines on the IWB as a whole class.</p> <p>Discuss any errors or misconceptions.</p>
Independent Activity	<p>Leaving the teaching activity slide on the board, in small groups, get a child to choose a word and say what it is as an adverb. E.g. "wild is wildly".</p> <p>They then write the first letter on a mini whiteboard and pass the board to their left, the next child writes the next letter of the adverb and so on until the word is complete. The child that writes the final letter checks the spelling is correct and then picks another word from the board to start again.</p>

Draw a line from each word to correct ending to turn these words in to adverbs:

sad
complete
wild
brave
gentle
foolish
proud
horrible
nervous
happy

+ ly

+ ily

Change le
to ly

Draw a line from each word to correct ending to turn these words in to adverbs: **Answers:**

sad
complete
wild
brave
gentle
foolish
proud
horrible
nervous
happy

sadly
completely
wildly
bravely
gently
foolishly
proudly
horribly
nervously
happily

+ ly

+ ily

Change le
to ly



Stage: 4	Adding -ly to make adverbs. Remembering words ending in '-y' become '-ily' and words ending in '-le' become '-ly.'
List: 9	

Name: _____

Spellings	1 st Attempt	2 nd Attempt	3 rd Attempt	4 th Attempt	5 th Attempt
sadly					
completely					
wildly					
bravely					
gently					
foolishly					
proudly					
horribly					
nervously					
happily					

Spelling Shed

Stage: 4

List: 10

Adding '-ly' to to turn an adjective into an adverb when the final letter is 'l.'



Stage: 4

Adding '-ly' to to turn an adjective into an adverb when the final letter is 'l.'

List: 10

Spellings

usually

finally

beautifully

thoughtfully

wonderfully

carefully

faithfully

peacefully

cruelly

generally

Introduction

Following on from the last lesson on adding 'ly' children will learn that adding 'ly' to an adjective that ends in 'l' will turn it in to an 'adverb' – 'how' something is done.

The rule is simple – if the root word ends in 'l' you add 'ly' straight on the end.

Main Teaching Activity

Speed round – children complete the power-point slide as quickly as possible, adding 'ly' to each of the root words to create their spelling words.

Can be done on mini whiteboards individually or as a class with children coming up to the board.

Independent Activity

Children play spelling noughts and crosses (tic tac toe). On a mini whiteboard draw a nought and crosses grid (see powerpoint slide). Each child chooses a target word from the list and has to write it in one of the squares next child writes their word in another, play like noughts and crosses. First to get three words in a row wins that round. Begin again with a new word from the list.



usual

genera

final

l

cruel

beautiful

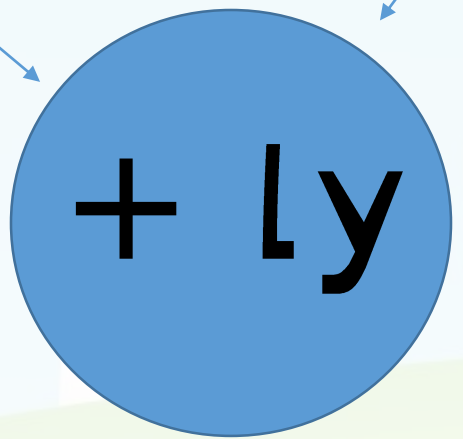
peaceful

thoughtful

faithful

careful

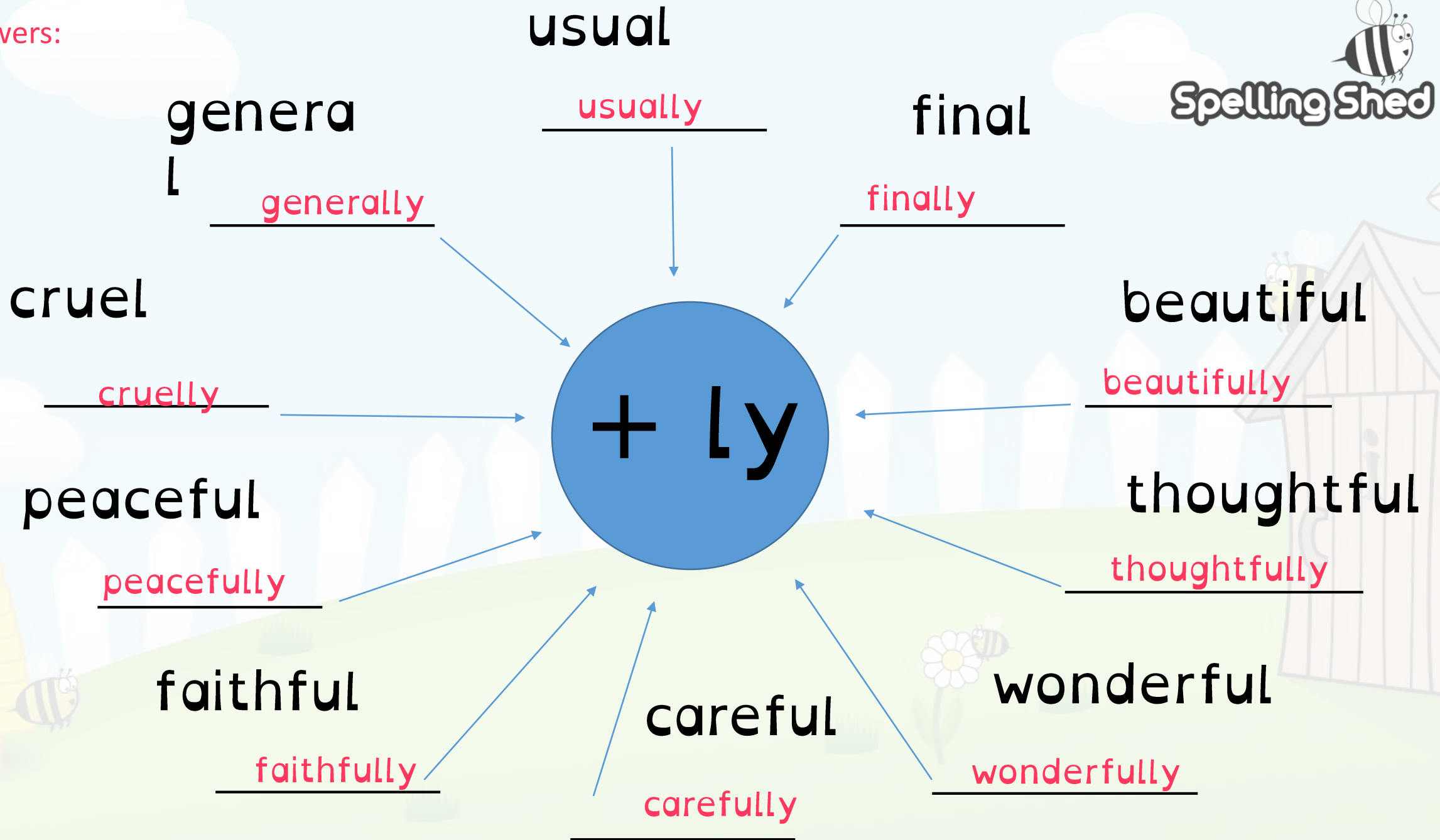
wonderful



Answers:



Spelling Shed





Play a word version of noughts and crosses:

- Each partner chooses a word from the spelling list and has to try and get three of their chosen word in a row.
- Winner has three in a row, all spelled correctly.
- Start again with new words.

usually	beautifully
	usually
beautifully	usually



Stage: 4	Adding '-ly' to to turn an adjective into an adverb when the final letter is 'l.'
List: 10	
Name: _____	

Spellings	1 st Attempt	2 nd Attempt	3 rd Attempt	4 th Attempt	5 th Attempt
usually					
finally					
beautifully					
thoughtfully					
wonderfully					
carefully					
faithfully					
peacefully					
cruelly					
generally					

Spelling Shed

Stage: 4

List: 11

Word with the 'sh' sound spelled ch. These words are French in origin.



Stage: 4	Word with the 'sh' sound spelled ch. These words are French in origin.
List: 11	

Spellings
chef
chalet
machine
brochure
parachute
chute
chaperone
chandelier
crochet
quiche

Introduction	Today children are looking at words that we have taken from the French language. These words all contain a 'sh' sound which is spelled 'ch'. Can the children think of any words where 'ch' sounds like 'sh'?
Main Teaching Activity	Children look at the power point slide with images on – can they identify any of the images and write down the words on their whiteboard, remind them that if they hear 'sh' in the word then it will be spelled 'ch' in these words! Click once to add the clues if required.
Independent Activity	Children to write three sentences which accurately contain two of the images on the power point slide. For example: “The talented chef came a small town in France where he lived in a wooden chalet.”

What can you see? Write down what these images are:




Spelling Shed



___ f



ch___e___r



cr___ _ t



pa___ _ ut _



washing m_____



b r _____



c_ _ l_ _

Answers:

What can you see? Write down what these images are:



Spelling Shed



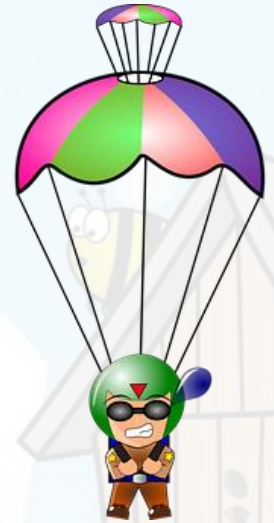
chef



chandelier



crochet



parachute



washing machine



brochure



chalet



Stage: 4

Word with the 'sh' sound spelled ch. These words are French in origin.

List: 11

Name:

Spellings	1 st Attempt	2 nd Attempt	3 rd Attempt	4 th Attempt	5 th Attempt
chef					
chalet					
machine					
brochure					
parachute					
chute					
chaperone					
chandelier					
crochet					
quiche					



Stage: 4	Word with the 'sh' sound spelled ch. These words are French in origin.
List: 11	
Name: _____	

Spellings
chef
chalet
machine
brochure
parachute
chute
chaperone
chandelier
crochet
quiche

b	a	c	h	e	f	d	h	j	l	m	k	m	l	z	m
r	z	l	m	p	a	r	a	c	h	u	t	e	p	p	a
o	a	k	j	g	c	e	t	k	h	s	b	q	r	p	c
c	h	a	p	e	r	o	n	e	v	a	b	n	s	o	h
h	b	g	f	i	n	f	w	m	k	p	l	p	p	l	i
u	t	s	r	h	a	g	x	k	q	i	u	e	q	t	n
r	c	r	o	c	h	e	t	j	l	m	n	o	t	u	e
e	u	v	w	e	b	h	w	i	k	q	u	i	c	h	e
b	d	c	c	h	a	n	d	e	l	i	e	r	v	w	x
e	d	f	x	y	z	g	i	h	j	t	c	h	u	t	e

Can you find your spellings hidden in this word search?



Stage: 4

Word with the 'sh' sound spelled ch. These words are French in origin.

List: 11

Answers:

Spellings

chef

chalet

machine

brochure

parachute

chute

chaperone

chandelier

crochet

quiche

b	a	c	h	e	f	d	h	j	l	m	k	m	l	z	m
r	z	l	m	p	a	r	a	c	h	u	t	e	p	p	a
o	a	k	j	g	c	e	t	k	h	s	b	q	r	p	c
c	h	a	p	e	r	o	n	e	v	a	b	n	s	o	h
h	b	g	f	i	n	f	w	m	k	p	l	p	p	l	i
u	t	s	r	h	a	g	x	k	q	i	u	e	q	t	n
r	c	r	o	c	h	e	t	j	l	m	n	o	t	u	e
e	u	v	w	e	b	h	w	i	k	q	u	i	c	h	e
b	d	c	c	h	a	n	d	e	l	i	e	r	v	w	x
e	d	f	x	y	z	g	i	h	j	t	c	h	u	t	e

Can you find your spellings hidden in this word search?



Spelling Shed

Stage: 4

List: 12



Challenge Words

Stage: 4

Challenge Words

List: 12



Spelling Shed

Spellings

complete

continue

experiment

famous

favourite

February

naughty

material

knowledge

remember

Challenge Week

Choose an activity from the Challenge Activity Pack



Stage: 4

Challenge Words

List: 12

Name:



Spelling Shed

Spellings	1 st Attempt	2 nd Attempt	3 rd Attempt	4 th Attempt	5 th Attempt
complete					
continue					
experiment					
famous					
favourite					
February					
naughty					
material					
knowledge					
remember					



Stage: 4

Challenge Words

List: 12

Name:

Spellings

complete

continue

experiment

famous

favourite

February

naughty

material

knowledge

remember

Circle the 10 correct spellings below.

complete

favrit

compleat

experriment

February

continyou

knowledge

Februrary

noledge

Febuary

knoledge

famoos

containue

continue

matirial

material

nuaghty

rememmberr

egsperiment

mateerial

commplete

favorite

remembrer

favourite

famous

remember

famouse

experiment

nauhty

naughty

Cover your spelling list to make the task trickier!



Stage: 4

Challenge Words

List: 12

Answers:

Spellings

complete

continue

experiment

famous

favourite

February

naughty

material

knowledge

remember

Circle the 10 correct spellings below.

complete

favrit

compleat

experriment

February

continyou

knowledge

Februrary

noledge

Febuary

knoledge

famoos

containue

continue

matirial

material

nuaghty

rememmberr

egsperiment

mateerial

commplete

favorite

remembrer

favourite

famous

remember

famouse

experiment

nauhty

naughty

Cover your spelling list to make the task trickier!



Spelling Shed

Stage: 4

List: 13

Adding the suffix '-ion.' When the root word ends in 'd,' 'de' or 'se' then the suffix '-ion' needs to be '-sion.'



Stage: 4	Adding the suffix '-ion.' When the root word ends in 'd,' 'de' or 'se' then the suffix '-ion' needs to be '-sion.'
List: 13	

Spellings
expansion
extension
comprehension
tension
suspension
exclusion
provision
explosion
erosion
invasion

Introduction	<p>Today's spelling list looks at adding the suffix 'sion' to words that end in 'd', 'de' or 'se'.</p> <p>If the word ends in 'd', remove the 'd' and add 'sion'</p> <p>If the word ends in 'se', remove the 'se' and add 'sion'</p> <p>If the word ends in 'de', remove the 'de' and add 'sion'.</p> <p>Can children think of any words ending with this suffix?</p>
Main Teaching Activity	<p>Children to look at the root word and then add 'sion' by following the spelling rules above,</p> <p>Compare with a partner and then share with the class to discuss any misconceptions or mistakes.</p>
Independent Activity	<p>In small groups, give children the word cards. Children take it in turns to pick a card from the pile, read it out and the others in the group write it on their whiteboards. Child with the card acts as the teacher to check the spelling.</p> <p>Next child then takes a card and the activity continues round the group.</p>



If the word ends in 'd', remove the 'd' and add 'sion'.

If the word ends in 'se', remove the 'se' and add 'sion'.

If the word ends in 'de', remove the 'de' and add 'sion'.

expand	extend	tense	suspend	exclude
provide	comprehend	explode	erode	incise



Print out and cut up the word cards. One set for each group.

expansion	extension	tension	suspension	exclusion
provision	comprehension	explosion	erosion	incision



Stage: 4	Adding the suffix '-ion.' When the root word ends in 'd,' 'de' or 'se' then the suffix '-ion' needs to be '-sion.'
List: 13	

Name: _____

Spellings	1 st Attempt	2 nd Attempt	3 rd Attempt	4 th Attempt	5 th Attempt
expansion					
extension					
comprehension					
tension					
suspension					
exclusion					
provision					
explosion					
erosion					
invasion					



Stage: 4	Adding the suffix '-ion.' When the root word ends in 'd,' 'de' or 'se' the then the suffix '-ion' needs to be '-sion.'
List: 13	
Name:	

Spellings
expansion
extension
comprehension
tension
suspension
exclusion
provision
explosion
erosion
invasion

d

Did the root word end in 'd,' 'de' or 'se?'

Sort your spellings into these three groups.

Tip: You may want to write down the 10 root words before sorting out your spellings.

de

se

CHALLENGE
Can you add any more '-ion' words to the sticky notes?



Stage: 4	Adding the suffix '-ion.' When the root word ends in 'd,' 'de' or 'se' the then the suffix '-ion' needs to be '-sion.'
List: 13	

Answers:

Spellings
expansion
extension
comprehension
tension
suspension
exclusion
provision
explosion
erosion
invasion

d

expansion
extension
comprehension
explosion

Did the root word end in 'd,' 'de' or 'se?'

Sort your spellings into these three groups.

se

tension
suspension
exclusion
provision

de

erosion
invasion

Tip: You may want to write down the 10 root words before sorting out your spellings.

CHALLENGE
Can you add any more '-ion' words to the sticky notes?




Spelling Shed

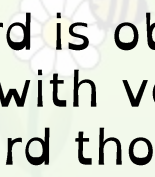


Stage: 4

List: 14



Adding the suffix **-ous**. Sometimes the root word is obvious and the usual rules apply for adding suffixes beginning with vowel letters. Sometimes there is no obvious root word though.





Stage: 4	Adding the suffix –ous.’ Sometimes the root word is obvious and the usual rules apply for adding suffixes beginning with vowel letters. Sometimes there is no obvious root word though.
List: 14	

Spellings
poisonous
dangerous
mountainous
marvellous
perilous
tremendous
enormous
jealous
precious
disastrous

Introduction	<p>Adding the suffix ‘ous’ turns a noun into an adjective. These rules generally apply:</p> <ul style="list-style-type: none">• Words ending with ‘e’, drop ‘e’ and add ‘ous’ (adventure/adventurous)• Words ending in ‘y’, replace the ‘y’ with ‘i’ plus ‘ous’ (fury/furious)• Words that ends with ‘our’, change to ‘or’, then add ‘ous’ (humour/humorous) <p>Demonstrate with danger, envy and humorous.</p>
Main Teaching Activity	<p>See if the children can work out what words ending in ‘ous’ actually mean. (Tip: it means ‘full of’ – ‘poisonous’ means full of poison).</p> <p>Give children a set of cards in pairs or small groups and ask them to match the noun with the adjective. Does this help them to guess what the adjective means?</p> <p>Feedback matching cards and ideas for what it means.</p>
Independent Activity	<p>Provide the second card set to pairs, or small groups, and get children to turn them in to adjectives following the spelling rules.</p> <p>You can extend some children if necessary by asking them to write a number of sentences using the newly formed adjectives.</p>



Print out and cut up the word cards. One set for each group.

poison	poisonous	danger	disastrous	marvel
mountainous	dangerous	marvellous	mountains	space
disaster	spacious	envy	jealous	envious



Print out and cut up the word cards. One set for each group.

fury	fame	adventure
ridicule	luxury	peril
disaster	danger	outrage



Stage: 4	Adding the suffix -ous.' Sometimes the root word is obvious and the usual rules apply for adding suffixes beginning with vowel letters. Sometimes there is no obvious root word though.
List: 14	
Name: _____	

Spellings	1 st Attempt	2 nd Attempt	3 rd Attempt	4 th Attempt	5 th Attempt
poisonous					
dangerous					
mountainous					
marvellous					
perilous					
tremendous					
enormous					
jealous					
precious					
disastrous					



Stage: 4	Adding the suffix -ous.' Sometimes the root word is obvious and the usual rules apply for adding suffixes beginning with vowel letters. Sometimes there is no obvious root word though.
List: 14	
Name:	

Spellings
poisonous
dangerous
mountainous
marvellous
perilous
tremendous
enormous
jealous
precious
disastrous

Cover your spellings up. Can you add in the missing letters from each word?	
_an__rous	m_r_el_ous
____lous	j__lous
m__nt__n__s	p____nous
tre___dous	pre__ous
enor_____	disa___ous



Stage: 4	Adding the suffix -ous.' Sometimes the root word is obvious and the usual rules apply for adding suffixes beginning with vowel letters. Sometimes there is no obvious root word though.
List: 14	

Answers:

Spellings
poisonous
dangerous
mountainous
marvellous
perilous
tremendous
enormous
jealous
precious
disastrous

Cover your spellings up. Can you add in the missing letters from each word?	
<u>d</u> angerous	mar <u>v</u> ell <u>l</u> ous
<u>p</u> erilous	je <u>a</u> lous
mount <u>a</u> in <u>o</u> us	po <u>i</u> sonous
tre <u>m</u> endous	pre <u>c</u> ious
enorm <u>o</u> us	disa <u>s</u> trous



Spelling Shed

Stage: 4

List: 15

The suffix '-ous'. The final 'e' of the root word must be kept if the sound of 'g' is to be kept.



Stage: 4	The suffix '-ous.' The final 'e' of the root word must be kept if the sound of 'g' is to be kept.
List: 15	

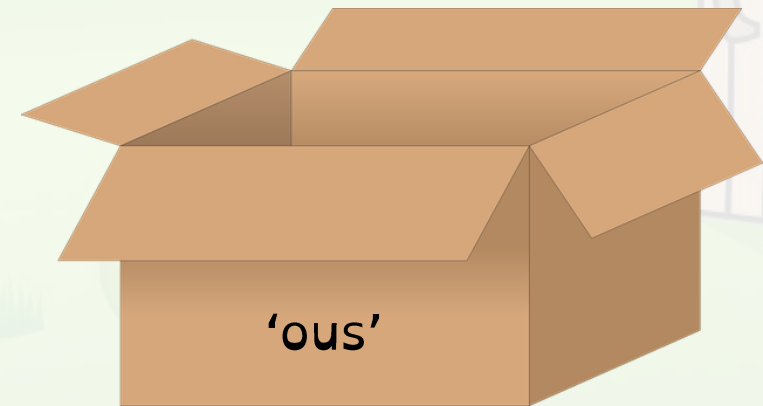
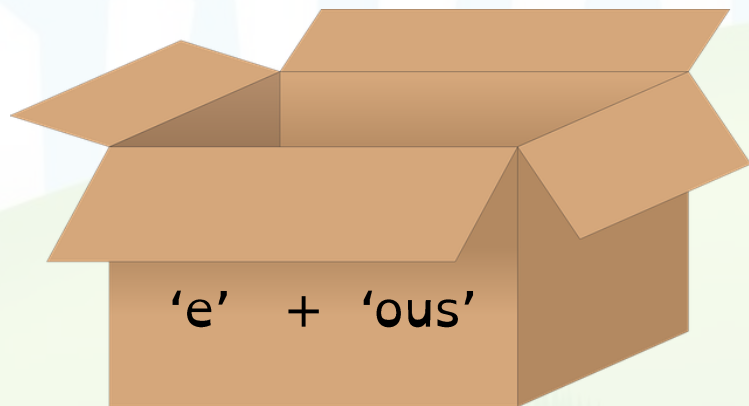
Spellings
courageous
outrageous
nervous
famous
adventurous
disadvantageous
ridiculous
carnivorous
rapturous
torturous

Introduction	Today children are looking again at the 'ous' suffix. The added rule here is that if the 'g' (sounded as a /j/) is to be kept then the 'e' remains on the end.
Main Teaching Activity	<p>Ask children which of these words has a 'g' (/j/) sound.</p> <p>famous courageous nervous</p> <p>Point out that the usual rule when adding 'ous' is to remove the 'e' from the end of the root word and add 'ous', however when the word has a 'g' /j/ sound then the 'e' remain on the end.</p>
Independent Activity	Have children write 'disadvantageous' on their mini white board and then see who can add the most spelling list words to their scrabble web in 7 minutes. Use power point slide to support students that may need a starting boost.



Look at the root words and decide which spelling rule they should follow and which box they should go in to:

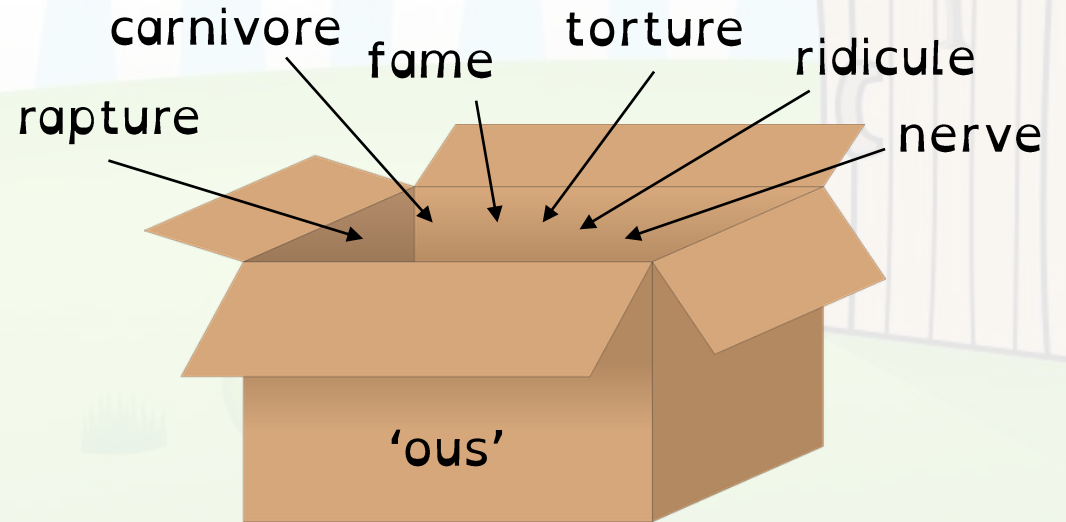
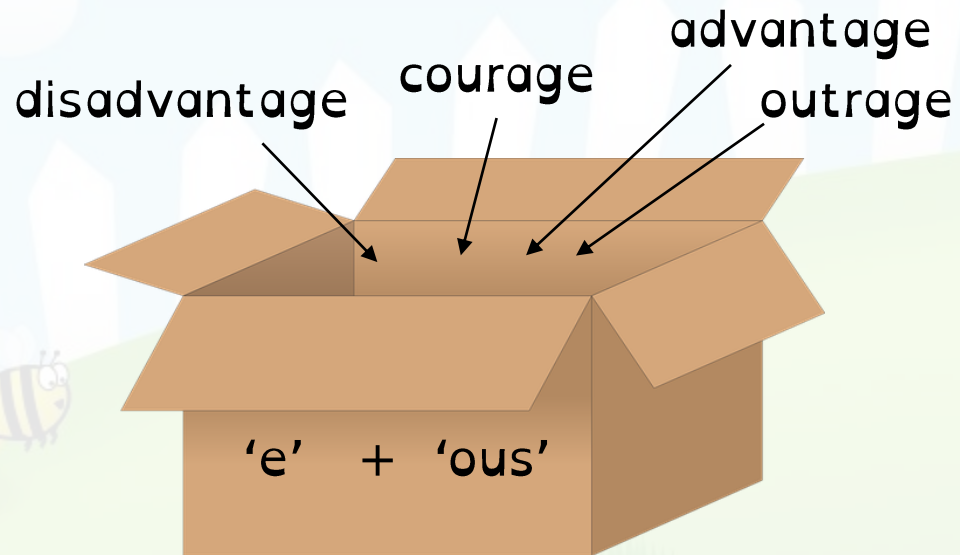
courage	fame	ridicule	nerve	outrage
rapture	torture	disadvantage	carnivore	advantage



Answers:

Look at the root words and decide which spelling rule they should follow and which box they should go in to:

courage	fame	ridicule	nerve	outrage
rapture	torture	disadvantage	carnivore	advantage





Spelling Shed

disadvantageous

o
r
t
u
o
u

famous



r
i
disadvantageous

i
courageous

u
l

carnivorous

nervous

u
s

famous

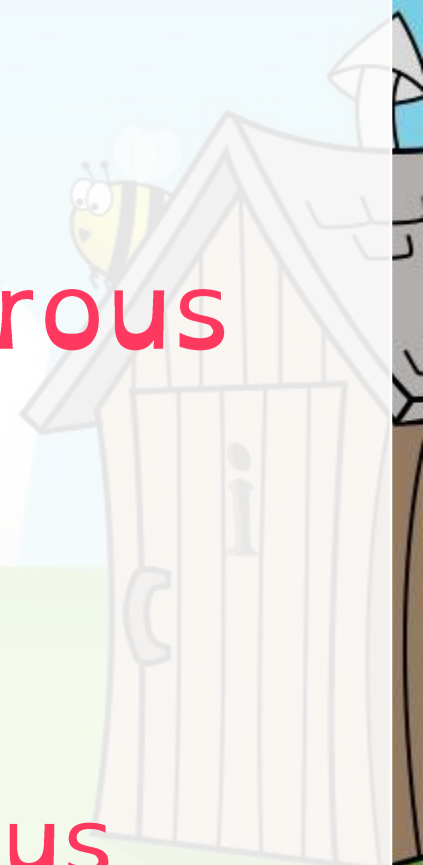
o
r
t
o
u

a
d
v
o
n
t
o
u
r
o
u
s

o
t
r
a
p
t
u
r
o
u
s

rapturous

torturous





Stage: 4	The suffix '-ous.' The final 'e' of the root word must be kept if the sound of 'g' is to be kept.
List: 15	

Name: _____

Spellings	1 st Attempt	2 nd Attempt	3 rd Attempt	4 th Attempt	5 th Attempt
courageous					
outrageous					
nervous					
famous					
adventurous					
advantageous					
ridiculous					
carnivorous					
rapturous					
torturous					



Stage: 4	The suffix '-ous.' The final 'e' of the root word must be kept if the sound of 'g' is to be kept.
List: 15	Name:

Spellings
courageous
outrageous
nervous
famous
adventurous
advantageous
ridiculous
carnivorous
rapturous
torturous

Write the correct spelling into each sentence.

The boy was sent home due to his _____ hair style.

It would be _____ to students to do their homework.

I felt _____ in my fancy-dress outfit.

_____ animals eat mostly meat.

The rock stars appeared on stage to a _____ applause.

Time ticked so slowly that it was _____.

The _____ soldier stepped onto the battlefield.

The teacher was _____ when she met the _____ Olympian.

_____ toddlers often get lost.



Stage: 4

The suffix '-ous.' The final 'e' of the root word must be kept if the sound of 'g' is to be kept.

List: 15

Answers:

Spellings

courageous

outrageous

nervous

famous

adventurous

advantageous

ridiculous

carnivorous

rapturous

torturous

Write the correct spelling into each sentence.

The boy was sent home due to his outrageous hair style.

It would be advantageous to students to do their homework.

I felt ridiculous in my fancy-dress outfit.

carnivorous animals eat mostly meat.

The rock stars appeared on stage to a rapturous applause.

Time ticked so slowly that it was torturous.

The courageous soldier stepped onto the battlefield.

The teacher was nervous when she met the famous Olympian.

adventurous toddlers often get lost.

Spelling Shed

Stage: 4

List: 16

The 'ee' sound spelt with an 'i'



Stage: 4	The 'ee' sound spelt with an 'i.'
List: 16	

Spellings
merriment
happiness
plentiful
penniless
happily
prettiest
nastiness
beautiful
pitiful
silliness

Introduction	<p>Children are looking today at words which have an /ee/ sound which is spelled with an 'i'.</p> <p>Ask children if they can think of any words with an /ee/ sound. If they suggest words like 'happy' then show how it can be changed to 'happiness' to demonstrate the /ee/ sound spelled with an 'i'</p>
Main Teaching Activity	<p>Use the power point slide to show the spelling list. Ask children to copy the words on their whiteboards and circle the /ee/ sound in each word.</p> <p>Feedback and discuss how the /ee/ sound is actually spelled with an 'i' in these words.</p>
Independent Activity	<p>Get children to copy down the sentences on the power point and input the correct word from the spelling list in to each gap.</p> <p>Share answers.</p> <p>Children could be extended by writing sentences for words not used so far.</p>



Ask children to copy the words on to their white board and then circle the /ee/ sound in each word

merriment	happiness	plentiful	penniless	pitiful
happily	prettiest	nastiness	beautiful	silliness

Answers:

Ask children to copy the words on to their white board and then circle the /ee/ sound in each word

merriment	happiness	plentiful	penniless	pitiful
happily	prettiest	nastiness	beautiful	silliness



Stage: 4	The 'ee' sound spelt with an 'i'
List: 16	Name:

Spellings
merriment
happiness
plentiful
penniless
happily
prettiest
nastiness
beautiful
pitiful
silliness

Write the correct spelling into each sentence.

The boy was filled with _____ when he saw his new bike.

The children got in to trouble because of their _____ at break time.

The dress was the most _____ thing she had ever seen.

After he bought all of the gifts, John was left _____.

There was so much food at the party, the guests said it was _____.



Stage: 4

The 'ee' sound spelt with an 'i'

List: 16

Answers:

Spellings

merriment

happiness

plentiful

penniless

happily

prettiest

nastiness

beautiful

pitiful

silliness

Write the correct spelling into each sentence.

The boy was filled with happiness when he saw his new bike.

The children got in to trouble because of their silliness at break time.

The dress was the most prettiest thing she had ever seen.

After he bought all of the gifts, John was left penniless.

There was so much food at the party, the guests said it was plentiful.



Stage: 4	The 'ee' sound spelt with an 'i.'
List: 16	Name:

Spellings	1 st Attempt	2 nd Attempt	3 rd Attempt	4 th Attempt	5 th Attempt
merriment					
happiness					
plentiful					
penniless					
happily					
prettiest					
nastiness					
beautiful					
pitiful					
silliness					



Stage: 4

The 'ee' sound spelt with an 'i'

List: 16

Name:

Spellings

merriment

happiness

plentiful

penniless

happily

prettiest

nastiness

beautiful

pitiful

silliness

	n	a		t	i	n	e		s				
					a	p	p		l				
p		e		t	i		u						
		p		t		f							
					e	r			m	n			
					p		n		i	l	s		
							b		a	u	i		l
		p		e		t		e		t			
	a	p		i	n		s						

Find the missing letters to complete the missing word in red.



Stage: 4

The 'ee' sound spelt with an 'i'

List: 16

Answers:

Spellings

merriment

happiness

plentiful

penniless

happily

prettiest

nastiness

beautiful

pitiful

silliness

		n	a	s	t	i	n	e	s	s					
					h	a	p	p	i	l	y				
p	l	e	n	t	i	f	u	l							
		p	i	t	i	f	u	l							
				m	e	r	r	i	m	e	n	t			
					p	e	n	n	i	l	e	s	s		
							b	e	a	u	t	i	f	u	l
			p	r	e	t	t	i	e	s	t				
h	a	p	p	i	n	e	s	s							

Find the missing letters to complete the missing word in red.



Spelling Shed

Stage: 4

List: 17

The suffix '-ous'. If there is an 'ee' sound before the '-ous' ending, it is usually spelled as i, but a few words have e.



Stage: 4	The suffix '-ous.' If there is an 'ee' sound before the '-ous' ending, it is usually spelled as i, but a few words have e.
List: 17	

Spellings
serious
obvious
curious
hideous
spontaneous
courteous
furious
various
victorious
gaseous

Introduction	If there is an /ee/ sound before the 'ous' then the sound is usually spelled with an 'i' but sometimes it is spelled with an 'e' and children just need to learn these tricky words.
Main Teaching Activity	<p>Speed write – children draw a line down the middle of their white boards and write 'i' on one side and 'e' on the other. Show children the spelling list and give them 3 minutes to correctly add as many of them to the 'e' or 'i' side of their whiteboard.</p> <p>Discuss the outcomes and address misconceptions.</p>
Independent Activity	Children to work in pairs to practise writing the words, one child picks a word and their partner writes it on the whiteboard. The first child checks the word and then they switch roles.



Spelling Shed

serious
obvious
curious
hideous
spontaneous
courteous
furious
various
victorious
gaseous





Stage: 4	The suffix '-ous.' If there is an 'ee' sound before the '-ous' ending, it is usually spelled as i, but a few words have e.
List: 17	
Name: _____	

Spellings	1 st Attempt	2 nd Attempt	3 rd Attempt	4 th Attempt	5 th Attempt
serious					
obvious					
curious					
hideous					
spontaneous					
courteous					
furious					
various					
victorious					
gaseous					



Stage: 4	The suffix '-ous' If there is an 'ee' sound before the '-ous' ending, it is usually spelled as i, but a few words have e.
List: 17	
Name: _____	

Draw a line to match each spelling to its definition.

Spellings	
serious	○
obvious	○
curious	○
hideous	○
spontaneous	○
courteous	○
furious	○
various	○
victorious	○
gaseous	○

Easy to see or notice.

Made up of gas.

Not joking or funny.

Eager to learn something.

Very ugly or disgusting.

Done without planning.

The winner's feeling.

How to refer to a range of things.

Very angry.

Very polite and respectful.



Stage: 4

The suffix '-ous' If there is an 'ee' sound before the '-ous' ending, it is usually spelled as i, but a few words have e.

List: 17

Answers:

Draw a line to match each spelling to its definition.

Spellings

serious

Not joking or funny.

obvious

Easy to see or notice.

curious

Eager to learn something.

hideous

Very ugly or disgusting.

spontaneous

Done without planning.

courteous

Very polite and respectful.

furious

Very angry.

various

How to refer to a range of things.

victorious

The winner's feeling.

gaseous

Made up of gas.



Spelling Shed

Stage: 4

List: 18



Challenge Words

Stage: 4

Challenge Words

List: 18



Spelling Shed

Spellings

breath

business

caught

different

exercise

extreme

medicine

possession

although

thought

Challenge Week

Choose an activity from the Challenge Activity Pack.





Stage: 4

Challenge Words

List: 18

Name: _____

Spellings	1 st Attempt	2 nd Attempt	3 rd Attempt	4 th Attempt	5 th Attempt
breath					
business					
caught					
different					
exercise					
extreme					
medicine					
possession					
although					
thought					

Stage: 4

Challenge Words

List: 18

Name:



Spelling Shed

Spellings

breath

business

caught

different

exercise

extreme

medicine

possession

although

thought

a	r	h	z	g	w	p	a	l	t	h	o	u	g	h	d
b	r	e	a	t	h	f	o	h	r	e	r	h	s	k	i
t	b	x	i	g	x	j	k	s	q	c	f	i	g	p	f
h	c	e	y	m	c	v	n	l	s	o	m	e	d	l	f
o	s	r	n	f	a	p	n	a	m	e	b	d	a	k	e
u	d	c	x	b	u	s	i	n	e	s	s	y	j	k	r
g	q	i	e	p	g	w	v	o	p	y	e	s	z	j	e
h	y	s	t	o	h	u	u	r	c	q	b	c	i	i	n
t	s	e	e	x	t	r	e	m	e	s	t	b	x	o	t
m	e	d	i	c	i	n	e	t	d	z	a	v	u	w	n

Can you find your spellings hidden in this word search?

Stage: 4

Challenge Words

List: 18

Answers:



Spelling Shed

Spellings

breath

business

caught

different

exercise

extreme

medicine

possession

although

thought

a	r	h	z	g	w	p	a	l	t	h	o	u	g	h	d
b	r	e	a	t	h	f	o	h	r	e	r	h	s	k	i
t	b	x	i	g	x	j	k	s	q	c	f	i	g	p	f
h	c	e	y	m	c	v	n	l	s	o	m	e	d	l	f
o	s	r	n	f	a	p	n	a	m	e	b	d	a	k	e
u	d	c	x	b	u	s	i	n	e	s	s	y	j	k	r
g	q	i	e	p	g	w	v	o	p	y	e	s	z	j	e
h	y	s	t	o	h	u	u	r	c	q	b	c	i	i	n
t	s	e	e	x	t	r	e	m	e	s	t	b	x	o	t
m	e	d	i	c	i	n	e	t	d	z	a	v	u	w	n

Can you find your spellings hidden in this word search?

Spelling Shed

Stage: 4

List: 19

The 'au' digraph.



Stage: 4	The 'au' digraph.
List: 19	

Spellings	Introduction	Children are looking at the 'au' digraph and 10 words with the /aw/ sound.
naughty	Main Teaching Activity	Explain to children that the digraph 'au' is pronounced like /aw/ and so they need to learn whether the spelling is 'au' or 'aw'. Ask them to look at the pictures on the board and see if they can work out what the 'au' word is. They can draw/write them on their mini whiteboards! Click to reveal the answers, highlight the 'au' sound in each word and discuss any misconceptions.
caught		
fraught	Independent Activity	Using mini whiteboard, see if the children can write one or two sentences using as many of the spelling list or image words as possible. For example: The <u>naughty astronaut</u> got <u>caught</u> trying to set of the <u>automatic rocket launch</u> . Share the sentences and discuss!
automatic		
astronaut		
cause		
author		
applaud		
taught		
audience		



What word do these images show? Think of words with the 'au' sound in them



haunted



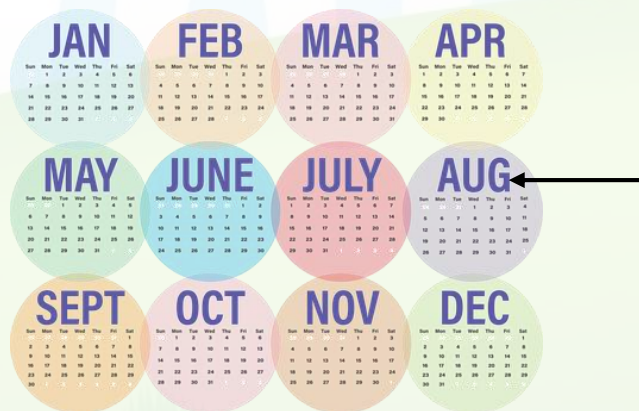
launch




autumn



sauce



August



astronaut



pause



Stage: 4	The 'au' digraph.
List: 19	Name:

Spellings	1 st Attempt	2 nd Attempt	3 rd Attempt	4 th Attempt	5 th Attempt
naughty					
caught					
fraught					
automatic					
astronaut					
cause					
author					
applaud					
taught					
audience					



Stage: 4

The 'au' digraph.

List: 19

Name:

Spellings

naughty

caught

fraught

automatic

astronaut

cause

author

applaud

taught

audience

cau

auto

audi

ast

tau

nau

aut

cau

app

fra

ught

se

laud

ence

ght

ght

ronaut

hor

ghty

matic

Match each half of the spellings with a straight line.

One has already been done for you.



Stage: 4

The 'au' digraph.

List: 19

Answers:

Spellings

naughty

caught

fraught

automatic

astronaut

cause

author

applaud

taught

audience

cau

auto

audi

ast

tau

nau

aut

cau

app

fra

ught

se

laud

ence

ght

ght

ronaut

hor

ghty

matic

Match each half of the spellings with a straight line.

One has already been done for you.

Spelling Shed

Stage: 4

List: 20

The suffix '-ion' when the root word ends in 't' or 'te'
then the suffix becomes '-tion'



Stage: 4	The suffix '-ion' when the root word ends in 't' or 'te' then the suffix becomes '-tion'
List: 20	

Spellings
invention
injection
action
hesitation
completion
stagnation
nomination
migration
conservation
selection

Introduction	<p>Looking at the suffix 'ion' explain that when the root word ends with t then the sound is pronounced 'shun' – 'tion'.</p> <p>When the word ends with 'te' then the 'e' is dropped before 'ion' is added and the sound also becomes 'shun' – 'tion'.</p>
Main Teaching Activity	<p>Using the power point slide ask the children to add the 'ion' suffix to each root word, using the spelling rules above. Then get children to check their answers with a partner and practise reading the words and saying the 'shun' sound.</p> <p>Share answers and discuss any misconceptions or mistakes.</p>
Independent Activity	<p>Using the spelling list words get children to work in pairs to try and find two new words that they can make from each word. For example:</p> <p>invention – invent – vent stagnation – sing – tags migration – gram - tram</p>



Add the 'ion' sound to each of these words. Remember the rules:

- * If the word ends in 't' then add 'ion' on the end
- * If the word ends in 'te' then remove the 'e' then add 'ion'

invent	inject	act	hesitate	complete
stagnate	nominate	migrate	conserve	select

With a partner, check your answers and then practise pronouncing the 'shun' sound at the end of each word.

Answers:

Add the 'ion' sound to each of these words. Remember the rules:

- * If the word ends in 't' then add 'ion' on the end
- * If the word ends in 'te' then remove the 'e' then add 'ion'

invent invention	inject injection	act action	hesitate hesitation	complete completion
stagnate stagnation	nominate nomination	migrate migration	conserve conservation	select selection

With a partner, check your answers and then practise pronouncing the 'shun' sound at the end of each word.



Stage: 4	The suffix '-ion' when the root word ends in 't' or 'te' then the suffix becomes '-tion'
List: 20	

Spellings	1 st Attempt	2 nd Attempt	3 rd Attempt	4 th Attempt	5 th Attempt
invention					
injection					
action					
hesitation					
completion					
stagnation					
nomination					
migration					
conservation					
selection					



Stage: 4

The suffix '-ion' when the root word ends in 't' or 'te' then the suffix becomes '-tion'

List: 20

Name:

Spellings

invention

injection

action

hesitation

completion

stagnation

nomination

migration

conservation

selection

Write the correct spelling into each sentence.

The scientist was ready to reveal his new _____ to the world.

The birds are currently starting their _____ to the South.

I was worried about having an _____ from the doctor.

There was a large _____ of sweets for sale.

The new school building was nearing _____.

After months of _____, the two armies marched into _____.

Three children each received a _____ for the school council.

Due to the _____ project there are now more Pandas in the wild.



Stage: 4

The suffix '-ion' when the root word ends in 't' or 'te' then the suffix becomes '-tion'

List: 20

Answers:

Spellings

invention

injection

action

hesitation

completion

stagnation

nomination

migration

conservation

selection

Write the correct spelling into each sentence.

The scientist was ready to reveal his new **_invention_** to the world.

The birds are currently starting their **_migration_** to the South.

I was worried about having an **_injection_** from the doctor.

There was a large **_selection_** of sweets for sale.

The new school building was nearing **_completion_**.

After months of **_hesitation_**, the two armies marched into **_action_**.

Three children each received a **_nomination_** for the school council.

Due to the **_conservation_** project there are now more Pandas in the wild.



Spelling Shed

Stage: 4

List: 21



The suffix '-ion' becomes '-ssion' when the root word ends in 'ss' or 'mit'



Stage: 4	The suffix '-ion' becomes '-ssion' when the root word ends in 'ss' or 'mit.'
List: 21	

Spellings
expression
discussion
confession
permission
admission
impression
obsession
procession
omission
concussion

Introduction	<p>The suffix 'ion' is written as 'ssion' and pronounced with the 'shun' sound when root words end in 'ss' or 'mit'. The rules are:</p> <ul style="list-style-type: none">• When the root word ends in 'ss' then add 'ion' straight on the end.• When the root word ends in 'mit', drop the 't' and add 'ssion'.
Main Teaching Activity	<p>The trickier spelling rule is for words ending in 'mit' so use the power point slide to show children the method of dropping the 't' and adding 'ssion'. Have them complete the next three independently and then check with a partner.</p> <p>Get children to come up to the board to show you what each ? represents.</p>
Independent Activity	<p>Get children to pick 5 of their spelling list words and look up a definition for each one. Write the word and its definition on a post it note and, if possible, stick all of the post it notes on a door, window or wall. See if children can use any of their spelling words in their work (or conversations) during the rest of day!</p>



Copy the first method to complete the next three:

omit - t = omi + ssion = omission

remit - ? = ? + ? = remission

admit - ? = ? + ? = admission

permit - ? = ? + ? = permission

Answers:

Copy the first method to complete the next three:



omit - t = omi + ssion = omission

remit - t = remi + ssion = remission

admit - t = admi + ssion = admission

permit - t = permi + ssion = permission



Stage: 4	The suffix '-ion' becomes '-ssion' when the root word ends in 'ss' or 'mit'
List: 21	
Name: _____	

Spellings	1 st Attempt	2 nd Attempt	3 rd Attempt	4 th Attempt	5 th Attempt
expression					
discussion					
confession					
permission					
admission					
impression					
obsession					
procession					
omission					
concussion					



Stage: 4	The suffix '-ion' becomes '-ssion' when the root word ends in 'ss' or 'mit'
List: 21	Name:

Spellings
expression
discussion
confession
permission
admission
impression
obsession
procession
omission
concussion

Circle the 10 correct spellings below.

concussion impression espression confesion obsesion permission
 confession impression permision admission diskussion ommission
 expression obsession procession admision inpression omission
 prosession expresion procesion discussion addmission permizzion
 confession oimission obsession comcussion discusion concusion

Cover your spelling list to make the task trickier!



Stage: 4

The suffix '-ion' becomes '-ssion' when the root word ends in 'ss' or 'mit'

List: 21

Answers:

Spellings

expression

discussion

confession

permission

admission

impression

obsession

procession

omission

concussion

Circle the 10 correct spellings below.

concussion

imppression

espression

confesion

obsesion

permission

confession

impression

permision

admission

diskussion

ommission

expression

obession

procession

admision

inpression

omission

prosession

expresion

procesion

discussion

addmission

permizzion

confession

oimission

obsession

comcussion

discusion

concusion

Cover your spelling list to make the task trickier!

Spelling Shed

Stage: 4

List: 22

The suffix '-cian' used instead of '-sion' when
the root word ends in 'c' or 'cs'



Stage: 4	The suffix '-cian' used instead of '-sion' when the root word ends in 'c' or 'cs'
List: 22	

Spellings	Introduction	Continuing with the 'shun' sound suffix, explain that sometimes it can be spelled 'cian' when the root word ends in a 'c' or a 'cs'. Can children think of any words that end with 'cian'?
musician	Main Teaching Activity	Give children the word cards and ask them, in pairs or threes, to sort the cards in to piles, depending on their endings. There should be a pile for 'cian', a pile for 'tion' and a pile for 'ssion'. Discuss the words ending in 'cian' – what do children notice about them? They are all occupations (jobs).
magician		
electrician		
politician		
mathematician		
technician	Independent Activity	Children to use the power point slide to match jobs to their definitions, they then need to write their own definition for the remaining five occupations. A dictionary could be used for support if needed.
optician		
beautician		
physician		
dietician		



Print out and cut up the word cards, one set for each group.

omission	magician	permission	discussion	beautician
politician	transmission	occupation	injection	selection
confession	technician	admission	action	electrician



Stage: 4

The suffix '-cian' used instead of '-sion' when the root word ends in 'c' or 'cs'

List: 22

Name:

Draw a line to match five spellings to their definition then write a definition for the missing ones.

Spellings

musician

magician

electrician

politician

mathematician

technician

optician

beautician

physician

dietician

someone who plays an musical instrument

A person who performs magic.

Someone who works with electricity.

someone who helps teach about food and diet

A person who works in politics.

[Empty box for definition]

[Empty box for definition]

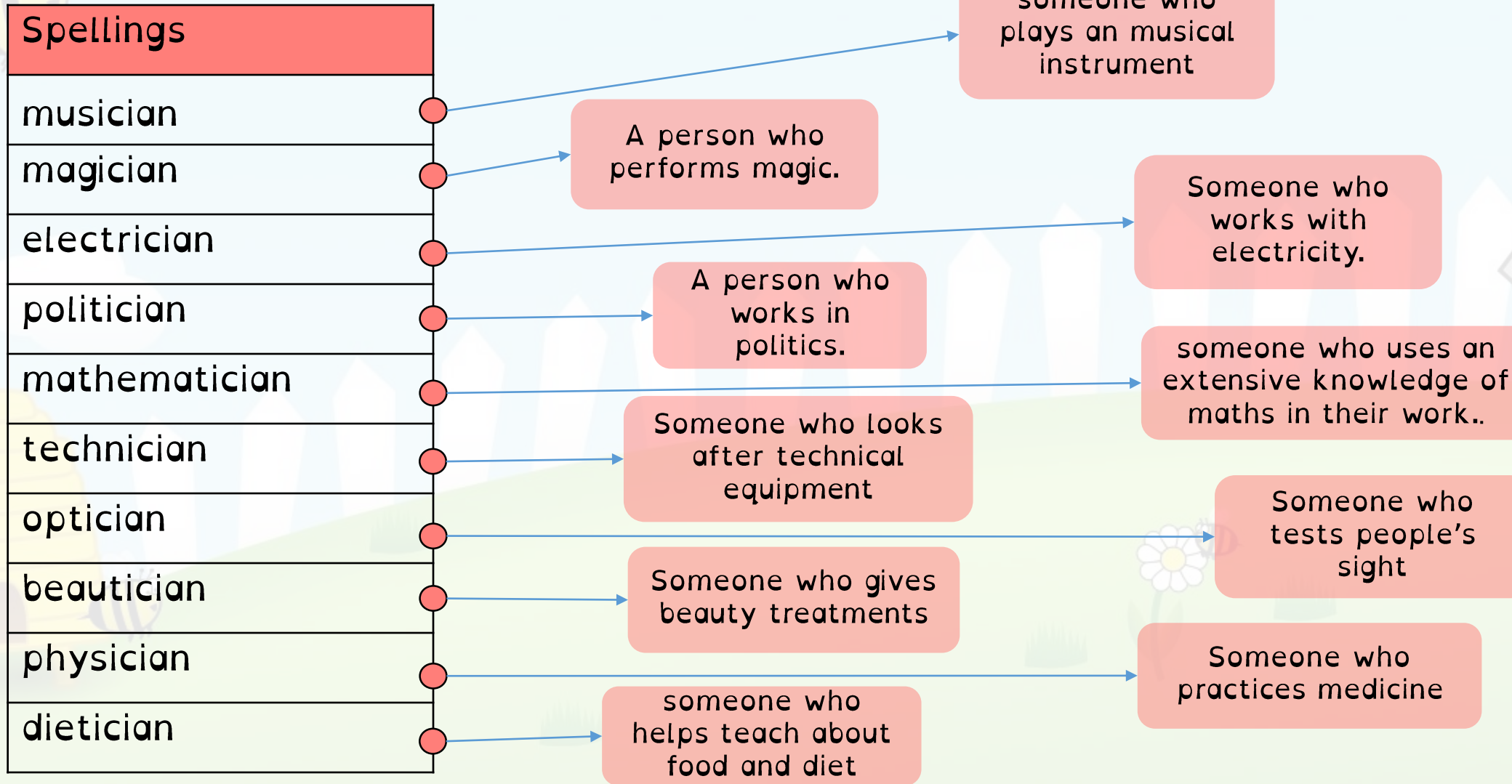
[Empty box for definition]

[Empty box for definition]

[Empty box for definition]



Stage: 4	The suffix '-cian' used instead of '-sion' when the root word ends in 'c' or 'cs'
List: 22	Answers:





Stage: 4	The suffix '-cian' used instead of '-sion' when the root word ends in 'c' or 'cs'
List: 22	

Spellings	1 st Attempt	2 nd Attempt	3 rd Attempt	4 th Attempt	5 th Attempt
musician					
magician					
electrician					
politician					
mathematician					
technician					
optician					
beautician					
physician					
dietician					













Stage: 4	The suffix '-cian' used instead of '-sion' when the root word ends in 'c' or 'cs'
List: 22	

Name:

Match each spelling with the job pictured.

Spellings
musician
magician
electrician
politician
mathematician
technician
optician
beautician
physician
dietician











				
				



Stage: 4	The suffix '-cian' used instead of '-sion' when the root word ends in 'c' or 'cs'
List: 22	Answers:

Match each spelling with the job pictured.

Spellings
musician
magician
electrician
politician
mathematician
technician
optician
beautician
physician
dietician

				
mathematician	technician	optician	magician	musician
				
dietician	physician	politician	electrician	beautician

Spelling Shed

Stage: 4

List: 23

Adding '-ly' to create adverbs of manner.
These adverbs describe how the verb is occurring.



Stage: 4	Adding '-ly' to create adverbs of manner. These adverbs describe how the verb is occurring.
List: 23	

Spellings
reluctantly
quickly
generously
unexpectedly
gently
curiously
furiously
seriously
victoriously
courteously

Introduction	<p>Adding ly to a creates an adverb that describes HOW the verb in the sentence is being done. For example</p> <p>The fox jumped quickly – the adverb quickly describes how the fox jumped.</p> <p>If the root word ends in 'e' remove the 'e' and add 'ly (gentle/gently) If the root word ends in 'y', change the 'y' for 'i' and add 'ly'. (sleepy/sleepily)</p>
Main Teaching Activity	<p>Show children the slide and get them to add 'ly' to change each adjective in to the adverb and therefore create their spelling list. One word follows a different rule (gentle/gently) can they spot it? Click twice for transitions on the slide.</p> <p>Discuss misconceptions and the spelling rules to check children understand them before moving on.</p>
Independent Activity	<p>Children choose a word for each sentence, adding the suffix '-ly' to each to create an adverb. They can either write their word on the sheet or write out full sentences including their spelling words.</p> <p>Can they write sentences for the missing words?</p>



Add 'ly' to each of these adjectives to turn them in to adverbs – there is one word that follows a different rule, can you spot it?

reluctant

quick

generous

unexpected

gentle

curious

furious

serious

victorious

courteous

+ ly
=

reluctantly

quickly

generously

unexpectedly

gently

curiously

furiously

seriously

victoriously

courteously

This word is different,
can you see how?

Change the words below in to adverbs by adding 'ly' and then complete the sentences using the correct word.

reluctant

quick

generous

unexpected

gentle

curious

furious

serious

victorious

courteous

The cheetah ran _____ across the dusty land.

Tommy _____ shared his sweets with his sister.

_____, the boy peered in to the dark cupboard.

Alfie stroked his new puppy very _____.

They had won the final match, _____ the team lifted the cup above their heads!

The girl was _____ injured when she fell off her bike.

Change the words below in to adverbs by adding 'ly' and then complete the sentences using the correct word.



Spelling Shed

Answers:

reluctant**ly**

quick**ly**

generous**ly**

unexpected**ly**

gent**ly**

curious**ly**

furious**ly**

serious**ly**

victorious**ly**

courteous**ly**

The cheetah ran **_quickly_** across the dusty land.

Tommy **_generously_** shared his sweets with his sister.

reluctantly, the boy peered in to the dark cupboard.

Alfie stroked his new puppy very **_gently_**.

They had won the final match, **_victoriously_** the team lifted the cup above their heads!

The girl was **_seriously_** injured when she fell off her bike.



Stage: 4

Adding '-ly' to create adverbs of manner.
These adverbs describe how the verb is occurring.

List: 23

Name:

Spellings	1 st Attempt	2 nd Attempt	3 rd Attempt	4 th Attempt	5 th Attempt
reluctantly					
quickly					
generously					
unexpectedly					
gently					
curiously					
furiously					
seriously					
victoriously					
courteously					

Spelling Shed

Stage: 4

List: 24

Challenge Words

Stage: 4

Challenge Words

List: 24



Spellings

group

height

particular

potatoes

separate

surprise

through

various

though

woman

Challenge Week

Choose an activity from the Challenge Activity Pack





Stage: 4	Challenge Words
List: 24	

Spellings	1 st Attempt	2 nd Attempt	3 rd Attempt	4 th Attempt	5 th Attempt
group					
height					
particular					
potatoes					
separate					
surprise					
through					
various					
though					
woman					



Stage: 4	Challenge Words
List: 24	
Name: _____	

Spellings
group
height
particular
potatoes
separate
surprise
through
various
though
woman

		o	t		t		e	s									
	a																
	r										g	h					
						h		p						w			
	c							i						m			
									e	p	a		a	t			
	l							e									i
	a		i		u	s											
	r																h
																	t

Fill in the blanks to complete the grid.



Stage: 4

Challenge Words

List: 24

Answers:

Spellings

group

height

particular

potatoes

separate

surprise

through

various

though

woman

	p	o	t	a	t	o	e	s												
	a							u												
	r						t	h	r	o	u	g	h							
	t	h	o	u	g	h		p						w						
	i							r						o						
	c					g		i						m					h	
	u					r			s	e	p	a	r	a	t	e				
	l					o			e					n					i	
	v	a	r	i	o	u	s													g
	r					p														h
																				t

Fill in the blanks to complete the grid.



Spelling Shed

Stage: 4

List: 25



Homophones – words which have the same pronunciation but different meanings and/or spellings.



Stage: 4	Homophones – words which have the same pronunciation but different meanings and/or spellings.
List: 25	

Spellings	Introduction	Main Teaching Activity	Independent Activity
scene	<p>Can the children remember what the word homophone means? Can they think of any examples? Define them as words which have the same pronunciation but different meanings and/or spellings. Remind them how near homophones have slightly different pronunciations.</p> <p>Using the PowerPoint, display each example on the whiteboard. Ask the children to write down the word that they think goes in each gap.</p> <p>After each example ask the children to share their responses and discuss any errors or misconceptions.</p> <p>Teacher can choose to reveal the two spellings before or after the pupil attempts.</p> <p>In small groups. One child writes a sentence with one of this week's spellings missing. E.g. We travelled to France by _____.</p> <p>The children on their table then write down the correct spelling on their whiteboards. The child who created the question shares which they thought was the right question and check each others' answers.</p>		
seen			
whose			
who's			
affect			
effect			
here			
hear			
heel			
heal			



It was so noisy, the boy struggled to _____ what his mum said.

Which is the correct spelling?

here

hear

Answers:

It was so noisy, the boy struggled to hear what his mum said.

Which is the correct spelling?

here

hear



The teacher had lost the whiteboard
rubber, she asked if anyone had
_____ it.

Which is the correct spelling?

seen

scene

Answers:

The teacher had lost the whiteboard
rubber, she asked if anyone had
seen it.

Which is the correct spelling?

seen

scene



Spelling Shed

_____ are these trainers?

Which is the correct spelling?

whose

who's

Answers:

whose are these trainers?

Which is the correct spelling?

whose

who's



Spelling Shed

At last her broken arm had begun
to _____!

Which is the correct spelling?

heel

heal

Answers:



At last her broken arm had begun
to heal!

Which is the correct spelling?

heel

heal





Spelling Shed

The _____ of plastic on the environment is devastating.

Which is the correct spelling?

effect

affect

Answers:

The effect of plastic on the environment is devastating.

Which is the correct spelling?

effect

affect



Stage: 4	Homophones – words which have the same pronunciation but different meanings and/or spellings.
List: 25	
Name: _____	

Spellings	1 st Attempt	2 nd Attempt	3 rd Attempt	4 th Attempt	5 th Attempt
scene					
seen					
whose					
who's					
affect					
effect					
here					
hear					
heel					
heal					



Stage: 4	Homophones – words which have the same pronunciation but different meanings and/or spellings.
List: 25	
Name:	

Spellings
scene
seen
whose
who's
affect
effect
here
hear
heel
heal

Choose one of your spellings to complete the sentence.
Only one of the pair is correct.

The opening of the story set the _____ for the reader.

“_____ socks are these?” asked the teacher.

The medicine had an immediate _____.

It was difficult to _____ over the noise in the playground.

Daniel hurt his _____ playing football in the park.



Stage: 4

Homophones – words which have the same pronunciation but different meanings and/or spellings.

List: 25

Answers:

Spellings

scene

seen

whose

who's

affect

effect

here

hear

heel

heal

Choose one of your spellings to complete the sentence.
Only one of the pair is correct.

The opening of the story set the scene for the reader.

“whose socks are these?” asked the teacher.

The medicine had an immediate effect.

It was difficult to hear over the noise in the playground.

Daniel hurt his heel playing football in the park.

Spelling Shed

Stage: 4

List: 26

The /s/ sound spelt c before 'i' and 'e'.



Stage: 4	The /s/ sound spelt c before 'i' and 'e'.
List: 26	

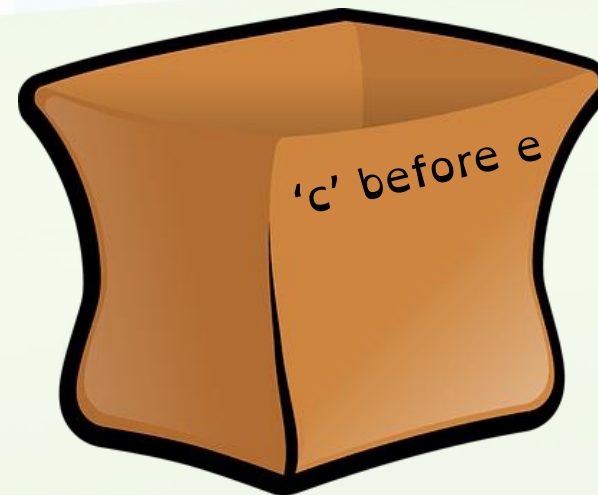

Spellings
circle
century
centaur
circus
princess
voice
medicine
celebrate
celery
pencil

Introduction	Today we will look at the /s/ sound when it is spelled with a 'c'. This occurs generally when the 'c' comes before an 'i' or an 'e'.
Main Teaching Activity	Show children the slide and ask them to, using mini whiteboard, sort the spelling list words in to words with 'i' before 'c' and words with 'e' before 'c'. Discuss misconceptions and check understanding.
Independent Activity	Using the power point ask children to work independently to identify the images and then spell what they are. Remind children that the 's' sound in the words will be spelled using a 'c'. Check answers and discuss errors or misconceptions.

Get children to sort the spelling list words in to ones where the 'c' comes before an 'i' and ones where the 'c' comes before an 'e'.

circle
century
centaur
circus
princess

voice
medicine
celebrate
celery
pencil



Spelling Shed





Get children to sort the spelling list words in to ones where the 'c' comes before an 'i' and ones where the 'c' comes before an 'e'.

Answers:

circle
century
centaur
circus
princess


voice
medicine
celebrate
celery
pencil

medicine

circle

circus

pencil



celebrate

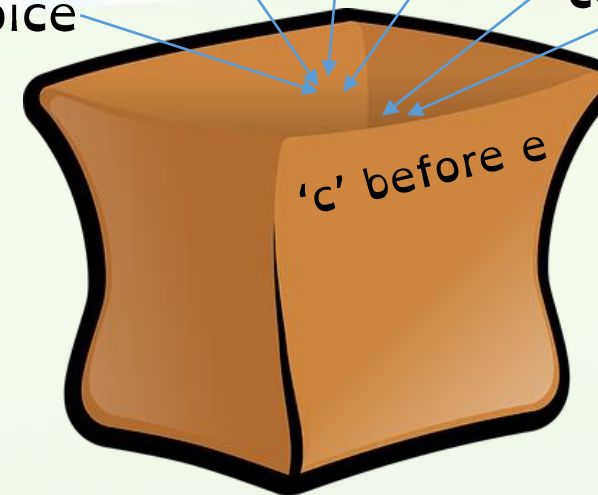
centaur

celery

princess










century

voice














Look at the images below, can you spell what they are?

				100 Years
				



Answers:

Look at the images below, can you spell what they are?

				100 Years
circle	voice	circus	medicine	century
				
princess	celebrate	centaur	celery	pencil



Stage: 4	The /s/ sound spelt c before 'i' and 'e'.
List: 26	
Name: _____	

Spellings	1 st Attempt	2 nd Attempt	3 rd Attempt	4 th Attempt	5 th Attempt
circle					
century					
centaur					
circus					
princess					
voice					
medicine					
celebrate					
celery					
pencil					



Stage: 4

The /s/ sound spelled 'c' before 'e', 'i' and 'y'

List: 26

Answers:

Cover your spellings for this task

Spellings

circle

century

centaur

circus

princess

voice

medicine

celebrate

celery

pencil



sircle

sentury

sentaur

sircus

prinsess

voise

medisine

selebrate

selery

pencil

Marvin has scored 0/10 in his spelling test.

Can you help him out by writing the correct spellings into this grid?

circle

century

centaur

circus

princess

voice

medicine

celebrate

celery

pencil



Spelling Shed

Stage: 4

List: 27

Some words have similar spellings, root words and meanings. We call these word families. This list contains 'sol word family' and 'real word family' words.





Stage: 4	Some words have similar spellings, root words and meanings. We call these word families. This list contains 'sol word family' and 'real word family' words.
List: 27	

Spellings
solar
solution
soluble
insoluble
dissolve
real
reality
realistic
unreal
realisation

Introduction	There are words in English that have similar spellings, root words and meanings and these are called word families. Today we will look at words with 'sol' and words with 'real' in them.
Main Teaching Activity	Speed sort! Ask children to very quickly divide their spelling list in to 'sol' words and 'real' words by writing them under two headings on their white boards. Give them two minutes and make sure they check their spellings are correct!
Independent Activity	<p>Get children to work in small groups, one child picks one of the spelling list words and writes the first letter on a mini whiteboard, then passes the board to their left, the next child writes the next letter of the word and so on until the word is complete.</p> <p>The child that writes the final letter checks the spelling is correct and then picks another word from the board to start again.</p>



Stage: 4	Some words have similar spellings, root words and meanings. We call these word families. Today's lists has 'sol word family' and 'real word family' words.
List: 27	
Name: _____	

Spellings	1 st Attempt	2 nd Attempt	3 rd Attempt	4 th Attempt	5 th Attempt
solar					
solution					
soluble					
insoluble					
dissolve					
real					
reality					
realistic					
unreal					
realisation					



Stage: 4	Some words have similar spellings, root words and meanings.
List: 27	

Spellings
solar
solution
soluble
insoluble
dissolve
real
reality
realistic
unreal
realisation

a	i	x	r	p	s	r	c	t	m	u	n	r	e	a	l
b	n	m	v	l	j	e	j	k	j	m	h	e	a	g	z
s	s	o	i	w	h	a	h	g	i	k	f	s	d	q	n
o	o	v	r	e	a	l	i	s	a	t	i	o	n	d	y
l	l	w	x	h	m	i	d	o	r	h	g	l	c	e	o
u	u	t	d	i	s	s	o	l	v	e	w	u	b	f	x
t	b	s	y	j	d	t	e	a	l	v	n	b	c	g	p
i	l	b	k	c	q	i	e	r	r	e	a	l	i	t	y
o	e	n	a	z	m	c	f	g	u	p	t	e	l	r	s
n	s	t	u	r	e	a	l	e	s	a	t	i	o	n	q

Can you find your spellings hidden in this word search?



Stage: 4

Some words have similar spellings, root words and meanings.

List: 27

Answers:

Spellings

solar

solution

soluble

insoluble

dissolve

real

reality

realistic

unreal

realisation

a	i	x	r	p	s	r	c	t	m	u	n	r	e	a	l
b	n	m	v	l	j	e	j	k	j	m	h	e	a	g	z
s	s	o	i	w	h	a	h	g	i	k	f	s	d	q	n
o	o	v	r	e	a	l	i	s	a	t	i	o	n	d	y
l	l	w	x	h	m	i	d	o	r	h	g	l	c	e	o
u	u	t	d	i	s	s	o	l	v	e	w	u	b	f	x
t	b	s	y	j	d	t	e	a	l	v	n	b	c	g	p
i	l	b	k	c	q	i	e	r	r	e	a	l	i	t	y
o	e	n	a	z	m	c	f	g	u	p	t	e	l	r	s
n	s	t	u	r	e	a	l	e	s	a	t	i	o	n	q

Can you find your spellings hidden in this word search?




Spelling Shed

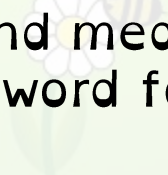


Stage: 4

List: 28



Some words have similar spellings, root words and meanings. We call these word families - 'phon word family' and 'sign word family' words are in this spelling list.





Stage: 4	Some words have similar spellings, root words and meanings. We call these word families - 'phon word family' and 'sign word family' words are in this spelling list.
List: 28	

Spellings	Introduction	There are words in English that have similar spellings, root words and meanings and these are called word families. Today we will look at words with 'phone' and words with 'sign' in them.
phone		
telephone	Main Teaching Activity	Using the power point slide, discuss the linking sound in today's list and then ask children to come up to the board and underline the sound in each word. Discuss how, despite being spelled the same in each word, they can still be pronounced differently e.g. sign and signature.
phonics		
microphone		
phonograph		
sign	Independent Activity	Children play spelling noughts and crosses (tic tac toe). On a mini whiteboard draw a nought and crosses grid (see powerpoint slide). Each child chooses a target word from the list and has to write it in one of the squares next child writes their word in another, play like noughts and crosses. First to get three words in a row wins that round. Begin again with a new word from the list.
signature		
assign		
designer		
signaller		



Discuss the meanings of the words below and then ask children to come out and underline the linking sound in each word.

phone	telephone	phonics	microphone	phonograph
signature	assign	sign	designer	signaller

Answers:

Discuss the meanings of the words below and then ask children to come out and underline the linking sound in each word.

<u>ph</u> one	tele <u>ph</u> one	<u>ph</u> onics	micro <u>ph</u> one	<u>ph</u> onograph
<u>sign</u> ature	ass <u>ign</u>	<u>sign</u>	des <u>ign</u> er	<u>sign</u> aller



Stage:	The 'phon word family' and 'sign word family'
List: 28	

Spellings
phone
telephone
phonics
microphone
phonograph
sign
signature
assign
designer
signaller

Play word 'tic tac toe'. In pairs, children each select a word from the list and try to write it three times (spelled correctly) in a row. After someone wins, start again with new words from the list.

telephone	designer	
	designer	
telephone	designer	usually



Stage: 4	The 'phon word family' and 'sign word family'
List: 28	

Spellings	1 st Attempt	2 nd Attempt	3 rd Attempt	4 th Attempt	5 th Attempt
phone					
telephone					
phonics					
microphone					
phonograph					
sign					
signature					
assign					
designer					
signaller					



Stage: 4	The 'phon word family' and 'sign word family'
List: 28	Name:

Spellings
phone
telephone
phonics
microphone
phonograph
sign
signature
assign
designer
signaller

ph
telep
pho
micro
phono
si
signa
as
desi
sig

ture
naller
hone
gn
sign
one
phone
gner
nic
graph

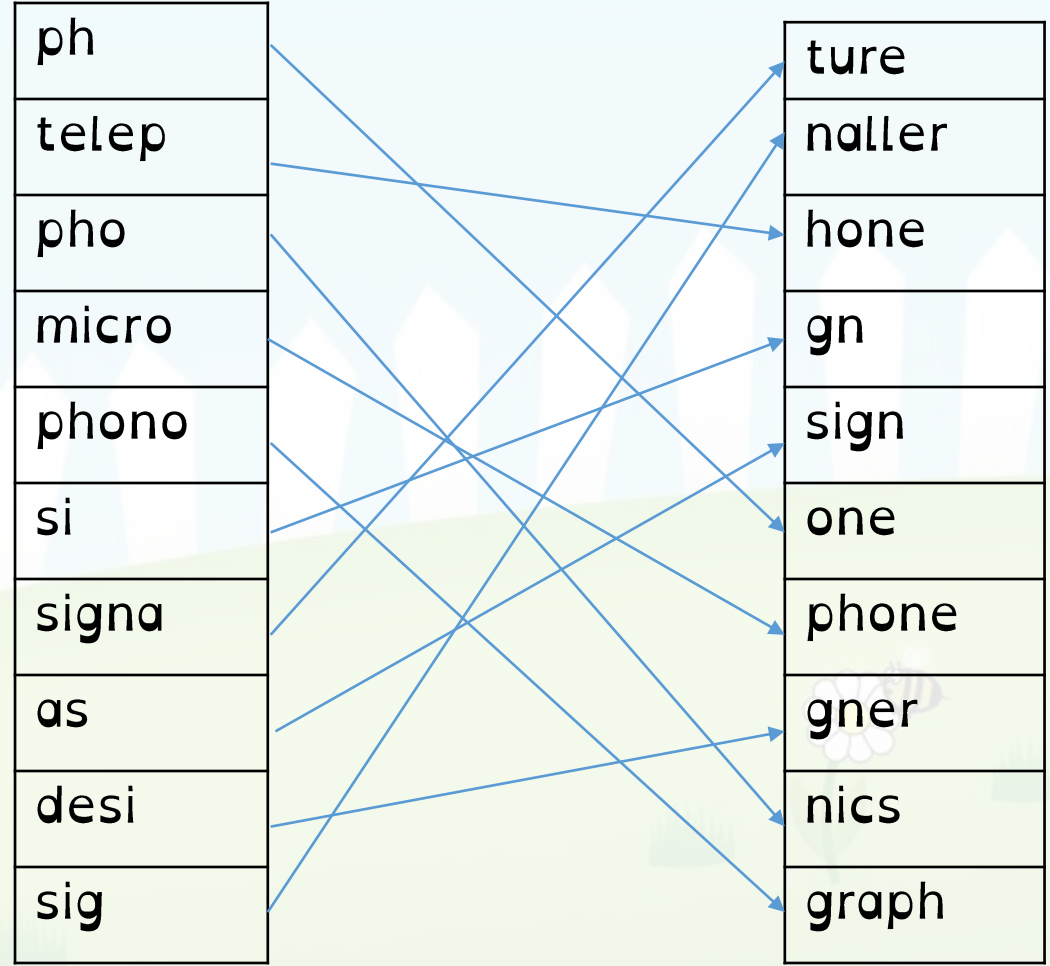
Your spellings have been split and scrambled.

Draw a straight line to match the two parts of each spelling.



Stage: 4	The 'phon word family' and 'sign word family'
List: 28	Answers:

Spellings
phone
telephone
phonics
microphone
phonograph
sign
signature
assign
designer
signaller



Your spellings have been split and scrambled.

Draw a straight line to match the two parts of each spelling.

Spelling Shed

Stage: 4

List: 29

The prefixes 'super-' 'anti-' and 'auto-'



Stage: 4	The prefixes 'super-' 'anti-' and 'auto-'
List: 29	

Spellings
supermarket
superman
superstar
superhuman
antiseptic
anticlockwise
antisocial
autobiography
autograph
automatic

Introduction	Today children will look at using the prefixes 'super', 'anti' and 'auto'
Main Teaching Activity	Using the power point slide, show children a root word. Ask them to write the prefix they think goes with it on their whiteboard and get them to hold their whiteboards up. Ask a child to try and use the word in a sentence.
Independent Activity	Give children the list of root words and the three prefix cards, in pairs get them to match the root word with the prefix and then write them on their white boards. There are additional words to just the spelling list words so a dictionary may be needed to check answers. Some words are not clear root words but will become a word once the prefix is added e.g. stitious/superstitious.



Spelling Shed

Which prefix would
accompany this word?

market

supermarket

Use it in a sentence!



Which prefix would
accompany this word?

septic

antiseptic

Use it in a sentence!



Spelling Shed

Which prefix would
accompany this word?

biography

autobiography

Use it in a sentence!



Spelling Shed

Which prefix would
accompany this word?

star

superstar

Use it in a sentence!



Spelling Shed

Which prefix would
accompany this word?

clockwise

anticlockwise

Use it in a sentence!



Print out and cut up the word cards.
One set for each group.

anti	super	auto	mobile	septic
human	histamine	social	natural	biography
pilot	stitious	graph	woman	virus
model	market	cipation	matic	focus



Stage: 4	Prefixes – 'super-' 'anti' and 'auto.'
List: 29	Name:

Spellings	1 st Attempt	2 nd Attempt	3 rd Attempt	4 th Attempt	5 th Attempt
supermarket					
superman					
superstar					
superhuman					
antiseptic					
anticlockwise					
antisocial					
autobiograph y					
autograph					
automatic					



Stage: 4

Prefixes – 'super-' 'anti' and 'auto.'

List: 29

Name:

Spellings

supermarket

superman

superstar

superhuman

antiseptic

anticlockwise

antisocial

autobiography

autograph

automatic

	a		t						i	c								
					a		t		s		p		i	c				
						u		o	g				h					
							t		s	o			a	l				
	u	t		b			g		a		y							
								u	p		r		r	k		t		
						s	u	p	e									
	a	n	t								c	w		s				
							u				r	s		a	r			
											u		e		h	u		a

Insert the missing letters into your spellings to find a new 'anti-' word.



Stage: 4

Prefixes – 'super-' 'anti' and 'auto.'

List: 29

Answers:

Spellings

supermarket

superman

superstar

superhuman

antiseptic

anticlockwise

antisocial

autobiography

autograph

automatic

a	u	t	o	m	a	t	i	c														
					a	n	t	i	s	e	p	t	i	c								
						a	u	t	o	g	r	a	p	h								
							a	n	t	i	s	o	c	i	a	l						
a	u	t	o	b	i	o	g	r	a	p	h	y										
								s	u	p	e	r	m	a	r	k	e	t				
									s	u	p	e	r	m	a	n						
						a	n	t	i	c	l	o	c	k	w	i	s	e				
									s	u	p	e	r	s	t	a	r					
													s	u	p	e	r	h	u	m	a	n

Insert the missing letters into your spellings to find a new 'anti-' word.

Spelling Shed

Stage: 4

List: 30

The prefix bi- meaning two



Stage: 4	The prefix bi- meaning two.
List: 30	

Spellings
bicycle
biplane
biped
bicentennial
biannual
bilingual
bicuspid
biceps
binoculars
bisect

Introduction	Explain that the prefix 'bi' means two. Can children think of any words that begin with 'bi'? Discuss any suggestions and see if you can work out how the word two is relevant – e.g. bicycle means two wheels, bilingual means two languages.
Main Teaching Activity	Using the power point slide, get children to add the prefix 'bi' to each of the words to create a new word on their whiteboards. To extend children you could ask them to use three of the words in a sentence. Feedback words and sentences to check for accuracy and understanding.
Independent Activity	Children to complete the definition for five of their spelling list words, using a dictionary. Children could work independently or in pairs. Children could be extended by looking up other 'bi' words in the dictionary, writing two definitions for it (one correct and one made up), they could then test the class to see which one they think is correct (like Balderdash).



lingual

centennial

cycle

lateral

plane

+ bi

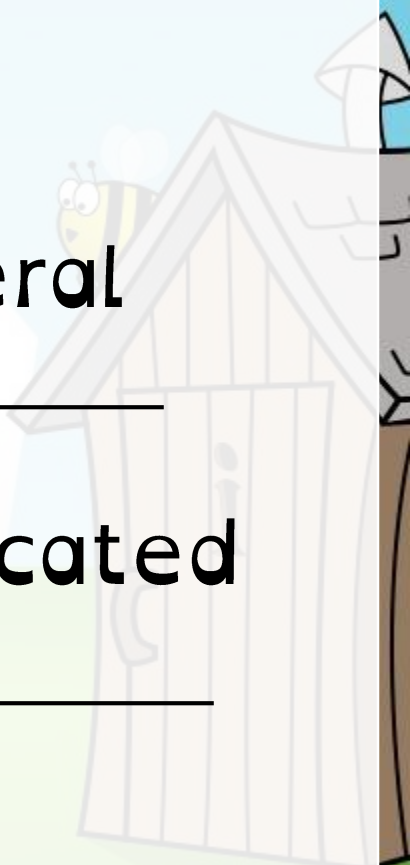
furcated

annual

sect

noculars

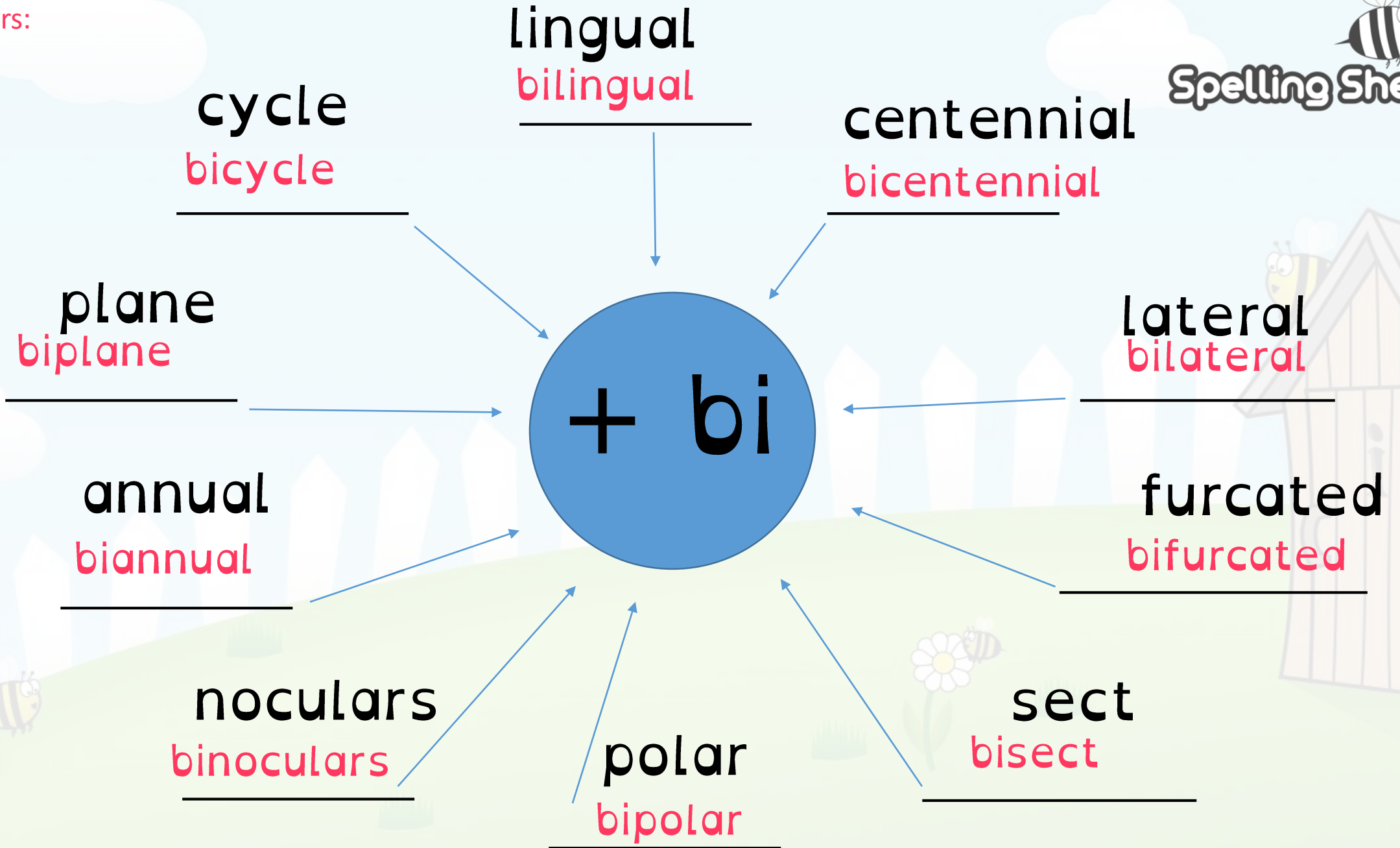
polar



Answers:



Spelling Shed





Stage: 4	The prefix bi- meaning two.
List: 30	

Spellings	1 st Attempt	2 nd Attempt	3 rd Attempt	4 th Attempt	5 th Attempt
bicycle					
biplane					
biped					
bicentennial					
biannual					
bilingual					
bicuspid					
biceps					
binoculars					
bisect					



Stage: 4	The prefix bi- meaning two.
List: 30	Name:

Spellings
bicycle
biplane
biped
bicentennial
biannual
bilingual
bicuspid
biceps
binoculars
bisect

Add the bi-prefix to create these new words.
Highlight the 10 that are your spellings.

bi + ceps =		bi + cycle =	
bi + ennial =		bi + noculars =	
bi + plane =		bi + valve =	
bi + annual =		bi + sect =	
bi + focal =		bi + lateral =	
bi + ped =		bi + centennial =	
bi + athlete =		bi + monthly =	
bi + cuspid =		bi + lingual =	



Stage: 4

The prefix bi- meaning two.

List: 30

Answers:

Spellings

bicycle

biplane

biped

bicentennial

biannual

bilingual

bicuspid

biceps

binoculars

bisect

Add the bi-prefix to create these new words.
Highlight the 10 that are your spellings.

bi + ceps =	biceps	bi + cycle =	bicycle
bi + ennial =	biennial	bi + noculars =	binoculars
bi + plane =	biplane	bi + valve =	bivalve
bi + annual =	biannual	bi + sect =	bisect
bi + focal =	bifocal	bi + lateral =	bilateral
bi + ped =	biped	bi + centennial =	bicentennial
bi + athlete =	biathlete	bi + monthly =	bimonthly
bi + cuspid =	bicuspid	bi + lingual =	bilingual



Spelling Shed

Stage: 4

List: 31



Challenge Words

Stage: 4

Challenge Words

List: 31



Spelling Shed

Spellings

accident

actually

busy

eighth

forward

forwards

guide

possess

occasion

Wednesday

Challenge Week

Choose an activity from the Challenge Activity Pack





Stage: 4

Challenge Words

List: 31

Name:

Spellings	1 st Attempt	2 nd Attempt	3 rd Attempt	4 th Attempt	5 th Attempt
accident					
actually					
busy					
eighth					
forward					
forwards					
guide					
possess					
occasion					
Wednesday					

Stage: 4

Challenge Words

List: 31

Name:



Spelling Shed

Spellings

accident

actually

busy

eighth

forward

forwards

guide

possess

occasion

Wednesday

r	w	p	w	d	z	a	c	c	i	d	e	n	t	m	p
i	e	o	r	p	o	s	s	e	s	s	w	k	r	q	h
f	d	q	f	e	v	h	f	d	e	e	i	l	e	s	g
w	n	v	o	g	c	x	u	m	n	r	i	f	h	e	p
f	e	b	r	r	y	m	d	g	n	v	a	g	c	a	u
u	s	j	w	a	c	t	u	a	l	l	y	x	h	g	k
p	d	i	a	f	u	o	d	s	u	w	c	t	n	t	h
s	a	p	r	h	j	g	u	i	d	e	d	g	b	w	h
c	y	k	d	b	o	c	c	a	s	i	o	n	s	e	f
z	q	m	s	z	n	b	v	w	x	f	k	b	u	s	y
i	r	r	w	e	d	f	o	r	w	a	r	d	g	e	d

Can you find your spellings hidden in this word search?

Stage: 4

Challenge Words

List: 31

Answers:



Spelling Shed

Spellings

accident

actually

busy

eighth

forward

forwards

guide

possess

occasion

Wednesday

r	w	p	w	d	z	a	c	c	i	d	e	n	t	m	p
i	e	o	r	p	o	s	s	e	s	s	w	k	r	q	h
f	d	q	f	e	v	h	f	d	e	e	i	l	e	s	g
w	n	v	o	g	c	x	u	m	n	r	i	f	h	e	p
f	e	b	r	r	y	m	d	g	n	v	a	g	c	a	u
u	s	j	w	a	c	t	u	a	l	l	y	x	h	g	k
p	d	i	a	f	u	o	d	s	u	w	c	t	n	t	h
s	a	p	r	h	j	g	u	i	d	e	d	g	b	w	h
c	y	k	d	b	o	c	c	a	s	i	o	n	s	e	f
z	q	m	s	z	n	b	v	w	x	f	k	b	u	s	y
i	r	r	w	e	d	f	o	r	w	a	r	d	g	e	d

Can you find your spellings hidden in this word search?

Spelling Shed

Stage: 4

List: 32

Possessive apostrophes with plural words



Stage: 4	Possessive apostrophes with plural words.
List: 32	

Spellings
girls'
boys'
babies'
children's
men's
mice's
ladies'
cats'
women's
geese's

Introduction	We will be learning to use an apostrophe to show possession for plural nouns.
Main Teaching Activity	Explain how to take a plural noun and turn into the possessive form step by step. Ask children to follow each step on whiteboards. Repeat with more of their words until they can follow the process accurately.
Independent Activity	Pupils are to write six sentences using their spelling words or other words if they are confident. Check for the rules and meaning.

Stage: 4

Possessive apostrophes with plural words.

List: 32



Spelling Shed

Spellings

girls'

boys'

babies'

children's

men's

mice's

ladies'

cats'

women's

geese's

1. Start with your plural noun.
2. Add an apostrophe after the noun.
3. If your word does NOT end with 's', add an 's'.
4. Write the noun for their possession.

1. Children
2. Children'
3. Children's
4. Children's shoes.



Stage: 4

Possessive apostrophes with plural words.

List: 32



Spelling Shed

Spellings

girls'

boys'

babies'

children's

men's

mice's

ladies'

cats'

women's

geese's

1. Start with your plural noun.
2. Add an apostrophe after the noun.
3. If your word does NOT end with 's', add an 's'.
4. Write the noun for their possession.

1. Friends
2. Friends'
3. Friends'
4. Friends' smiles.



Stage: 4

Possessive apostrophes with plural words.

List: 32



Spelling Shed

Spellings

girls'

boys'

babies'

children's

men's

mice's

ladies'

cats'

women's

geese's

Can you write sentences using six plural possessive apostrophes? You can use your spellings or your own words.

1. _____

2. _____

3. _____

4. _____

5. _____

6. _____



Stage: 4	Possessive apostrophes with plural words.
List: 32	

Spellings	1 st Attempt	2 nd Attempt	3 rd Attempt	4 th Attempt	5 th Attempt
girls'					
boys'					
babies'					
children's					
men's					
mice's					
ladies'					
cats'					
women's					
geese's					



Stage: 4

Possessive apostrophes with plural words.

List: 32

Name:

Ahmed got 3/10 on his plural possessive apostrophes spelling test. Can you correct his answers?

Spellings

girls'

boys'

babies'

children's

men's

mice's

ladies'

cats'

women's

geese's

girl's

boys'

babies's

childrens'

men's

mouse's

lady's

cat's

womens'

geese'

girls'

boys'

babies'

children's

men's

mice's

ladies'

cat's

women's

geese's



Spelling Shed



Stage: 4

List: 33



Revision – spelling rules we have learned in Stage 4.

Stage: 4

Revision – spelling rules we have learned in Stage 4.

List: 33



Spelling Shed

Spellings

expression

musician

reluctantly

group

scene

circle

solar

supermarket

bicycle

except

Revision

Choose an activity from the Challenge Activity Pack





Stage: 4	Revision – spelling rules we have learned in Stage 4.
List: 33	
Name: _____	

Spellings	1 st Attempt	2 nd Attempt	3 rd Attempt	4 th Attempt	5 th Attempt
expression					
musician					
reluctantly					
group					
scene					
circle					
solar					
supermarke t					
bicycle					
except					

Stage: 4

Revision – spelling rules we have learned in Stage 4.

List: 33

Name:



Spelling Shed

Spellings

expression

musician

reluctantly

group

scene

circle

solar

supermarket

bicycle

except

Write the correct spelling into each sentence.

The _____ played the piano for a _____ of children.

The actors changed the _____ halfway through the play.

_____, the shy boy stood at the front of the assembly.

The people witnessed a spectacular _____ eclipse.

I like almost all foods _____ fish.

My racing _____ has two wheels.

Her _____ was one of delight as she opened the gift.

The _____ queues were really long.

The students sat in a _____ on the floor.



Stage: 4

Revision – spelling rules we have learned in Stage 4.

List: 33

Answers:

Spellings

expression

musician

reluctantly

group

scene

circle

solar

supermarket

bicycle

except

Write the correct spelling into each sentence.

The **_musician_** played the piano for a **_group_** of children.

The actors changed the **_scene_** halfway through the play.

reluctantly, the shy boy stood at the front of the assembly.

The people witnessed a spectacular **_solar_** eclipse.

I like almost all foods **_except_** fish.

My racing **_bicycle_** has two wheels.

Her **_expression_** was one of delight as she opened the gift.

The **_supermarket_** queues were really long.

The students sat in a **_circle_** on the floor.



Spelling Shed



Stage: 4

List: 34



Revision – spelling rules we have learned in Stage 4.

Stage: 4

Revision – spelling rules we have learned in Stage 4.

List: 34



Spelling Shed

Spellings

incorrect

illegible

subject

international

believe

preparation

coronation

wildly

bravely

thoughtfully

Revision

Choose an activity from the Challenge Activity Pack



Stage: 4	Revision – spelling rules we have learned in Stage 4.
List: 34	
Name: _____	

Spellings	1 st Attempt	2 nd Attempt	3 rd Attempt	4 th Attempt	5 th Attempt
incorrect					
illegible					
subject					
international					
believe					
preparation					
coronation					
wildly					
bravely					
thoughtfully					



Stage: 4

Revision – spelling rules we have learned in Stage 4.

List: 34

Name:

Spellings

incorrect

illegible

subject

international

believe

preparation

coronation

wildly

bravely

thoughtfully

i	n						t	i	o	n		l	
							h						
											r		
r		i				e	g		b		e		b
r									j		p		
				e									
				v			f		c				
t				e							a		
											t		
							l					d	y
							y				o		
											n		

Use your spellings, and the letters in the crossword, to work out the missing words.
Which spelling is missing?



Stage: 4

Revision – spelling rules we have learned in Stage 4.

List: 34

Answers:

Spellings

incorrect

illegible

subject

international

believe

preparation

coronation

wildly

bravely

thoughtfully

i	n	t	e	r	n	a	t	i	o	n	a	l			
n							h								
c				b			o		s		p				
o				e			u		u		r				
r			i	l	l	e	g	i	b	l	e		b		
r				i			h		j		p		r		
e				e			t		e		a		a		
c				v			f		c		r		v		
t				e			u		t		a		e		
							l				t		l		
							l			w	i	l	d	l	y
							y				o				
											n				

Use your spellings, and the letters in the crossword, to work out the missing words.
Which spelling is missing?

Spelling Shed

Stage: 4

List: 35

Revision – spelling rules we have learned in Stage 4.

Stage: 4

Revision

List: 35



Spelling Shed

Spellings

brochure

famous

tension

penniless

hideous

different

astronaut

completion

admission

mathematician

Revision

Choose an activity from the Challenge Activity Pack



Stage: 4	Revision – spelling rules we have learned in Stage 4.
List: 35	Name:

Spellings	1 st Attempt	2 nd Attempt	3 rd Attempt	4 th Attempt	5 th Attempt
brochure					
famous					
tension					
penniless					
hideous					
different					
astronaut					
completion					
admission					
mathematician					



Stage: 4

Revision – spelling rules we have learned in Stage 4.

List: 35

Name:

Spellings

brochure

famous

tension

penniless

hideous

different

astronaut

completion

admission

mathematician

Draw a line to match each spelling to its definition.

Permission given to enter.

Hardly any money.

The act of finishing.

Not alike.

A thin booklet.

Space traveller.

Something very well known.

Very ugly or unattractive.

A feeling of worry or anxiety.

Trained in study of numbers.

Stage: 4

Revision – spelling rules we have learned in Stage 4.

List: 35

Answers:



Spelling Shed

Spellings

brochure

A thin booklet.

famous

Something very well known.

tension

A feeling of worry or anxiety.

penniless

Hardly any money.

hideous

Very ugly or unattractive.

different

Not alike.

astronaut

Space traveller.

completion

The act of finishing.

admission

Permission given to enter.

mathematician

Trained in study of numbers.



Spelling Shed



Stage: 4

List: 36



Revision – spelling rules we have learned in Stage 4.



Stage: 4

Revision – spelling rules we have learned in Stage 4.

List: 36



Spelling Shed

Spellings

gently

separate

affect

unexpectedly

potatoes

circus

insoluble

microphone

superhuman

bicentennial

Revision

Choose an activity from the Challenge Activity Pack





Stage: 4	Revision – spelling rules we have learned in Stage 4.
List: 36	
Name: _____	

Spellings	1 st Attempt	2 nd Attempt	3 rd Attempt	4 th Attempt	5 th Attempt
gently					
separate					
affect					
unexpectedly					
potatoes					
circus					
insoluble					
microphone					
superhuman					
bicentennial					



Stage: 4	Revision – spelling rules we have learned in Stage 4.
List: 36	

Use a dictionary to find out what your spellings mean.
Create your own definition for 5 of your words.

Spellings
gently
separate
affect
unexpectedly
potatoes
circus
insoluble
microphone
superhuman
bicentennial

Your word	Your definition
<input type="text"/>	<input type="text"/>
<input type="text"/>	<input type="text"/>
<input type="text"/>	<input type="text"/>
<input type="text"/>	<input type="text"/>
<input type="text"/>	<input type="text"/>