



Shamblehurst Primary School, Wildern Lane, Hedge End,
Southampton, Hampshire SO30 4EJ

Telephone: (01489) 782342

Email: adminoffice@shamblehurst.co.uk

Website: www.shamblehurst.co.uk

Headteacher: Anna Jones

Deputy Headteacher: Sally Mohamed

Tuesday 30th April 2024

April 2024 Newsletter

Issue Number - 7

Monday 6th May 2024 - Bank Holiday

Friday 24th May 2024 - INSET Day

Monday 27th May - Friday 31st May 2024 - Half-Term

Monday 3rd June 2024 - INSET Day

Tuesday 4th June 2024 - Back to School

(First Day of Summer Term 2)



A Message From

Mrs Jones

I really hope we get some warm sunshine this weekend - it is certainly taking its time to warm up!

It seems the school year is flying past and we are already looking at transition days for new year groups. Our transition day this year is Thursday 27th June 2024. Children will spend the day in their new classes with their new teachers. We will send a letter home explaining the details of new class teachers that day.

Sadly, we will say goodbye to Mrs Sally Richards at the end of term. Mrs Richards has worked at Shamblehurst for over ten years and I know will be missed greatly. Her warmth, compassion and magic weaving is something that is going to be irreplicable.

We will also be wishing Miss Natascha Bodkin farewell, as she joins her partner in Plymouth.

Miss Bodkin has been a valued and talented member of our team for the last two years - I know she will go on to develop her career in Devon and continue to make a difference to the lives of young children.

Year 6 children are about to embark on their SATs tests in a few weeks. They have worked so hard and should be super proud of their achievements and their hard work and dedication to their learning. Although Key Stage 1 SATs are now not compulsory, we will use the materials as a benchmark assessment for Year 2 at the end of May. These materials will help support the teacher assessment completed at the end of the year.

We also have Phonic screening in Year 1 and Year 2 and the Multiplication Check for Year 4 in June coming up - Busy times!

Very best wishes,

Mrs Jones

Thank you to the PTA who have donated money towards purchasing 10 new drums for our music lessons!





Rewards



Celebration Certificate -

Friday 19th April 2024

Lemur Class - Oakley
Starfish Class - Malieah
Lion Class - Georgette
Giraffe Class - Blaise
Seahorse Class - Elsie-May
Dolphin Class - Sophia
Gecko Class - Frankie
Koala Class - Elon
Bushbaby Class - Elijah and Leo
Meerkat Class - Tommie
Jaguar - Jack
Snow Leopard Class - Austin
Tiger Class - George
Cheetah Class - Albie

Celebration Certificate -

Friday 26th April 2024

Lemur Class - Harry
Starfish Class - Lorelai
Lion Class - Emily
Giraffe Class - Jack
Seahorse Class - Alfie
Dolphin Class - Ezra
Gecko Class - Evie
Koala Class - Millie
Bushbaby Class - Izzy
Meerkat Class - Lara
Jaguar - Arafa
Snow Leopard Class - Sofia
Tiger Class - Akenza
Cheetah Class - Bella

We have discovered a nest in our Year 1 outside area. We have seen a mother robin going back and forth feeding 4 young robins but it is hard to get a picture of them. Can you spot them all?



Walk to School week is
Monday 20th
May to Friday
24th May
2024!

THE GREEN CROSS CODE

Learn and follow these simple instructions to ensure you always remain safe when crossing the road.



Class Photographs are being taken on Wednesday 12th June 2024. Please ensure that your child comes to school wearing full school uniform on this day.



During the warmer weather, please ensure that your child brings a water bottle with them to school. Please ensure this is clearly named.



Lottie was the winner of our Easter raffle! Congratulations! We hope you enjoyed!

We kindly ask if you are please able to complete the following questionnaire. We are looking for responses by Friday 3rd May 2024. We would be very grateful and we will use this information to shape further school improvement. If the below link does not work directly, please copy and paste into your web browser.

<https://forms.gle/6w8Mwsd1tEfHfy2q8>



Clarke has decided to donate his hair to The Little Princess Trust and whilst doing so he is hoping to raise money for much needed medical aid for the people of Palestine.

https://www.gofundme.com/f/locks-of-love-for-palestine-clarke-making-a-cut-for-a-cause?utm_campaign=p_lco+share-sheet&utm_medium=copy_link&utm_source=customer

Our school calendar on our school website is regularly updated - please ensure this is checked if you are unsure.

Music

It has been a very busy musical month!

Singing Club went on a trip (not far - right next door!) to The Berry Theatre to perform as part of the Wildern Primary Music Festival. It was a wonderful opportunity to see a great variety of performances from other local primary schools and our Singing Club definitely did Shamblehurst proud. Their behaviour was sensible and polite all day long and their singing was absolutely outstanding! They received many compliments, especially from Wildern's very own head of music! Their talent, professionalism and obvious enjoyment was a real joy to watch. Well done Singing Club!

Year 2 went on a school trip to The Anvil in Basingstoke to watch and join in with an interactive performance called, 'Barnaby Bear's Adventures at Sea'. Throughout the term, it has been great fun to rehearse the songs and the children sang (and signed) with real gusto! On the day, the children's behaviour made us really proud and they thoroughly enjoyed singing with a live on-stage band and with hundreds of children from other schools.

Year 4 have produced an amazing outcome for the enquiry this term with several sensational performances of their show: The Vikings. Over the last few weeks, it has been a great team effort to rehearse acting, projecting voices, speaking expressively, singing (some extremely tricky songs!), memorising lines, creating props and (thank you parents!) excellent costumes! The children have shown amazing enthusiasm and have risen to the occasion wonderfully! Some children have overcome their nerves to go on stage for the very first time and others have really thrived in honing their performance skills. Congratulations Year 4!

Mrs Jackson



I have recently had the pleasure of working with Olha, a Bi-lingual ELSA who works for EMTAS (Ethnic Minority and Traveller Achievement Services) in Hampshire. We have worked collaboratively with 2 of our pupils from Ukraine. We had 7 weekly sessions together and we all benefited, Olha and myself included, as we were able to share resources and ideas. Sarah Coles, Team Leader at EMTAS was so pleased with the way we collaborated that she asked if we would be interviewed for a blog to be posted on their website.

Mrs Curry

This blog explores how Bi-lingual ELSA (B-ELSA) support has worked at Shamblehurst Primary school in Hampshire. It brings together the perspectives of highly-experienced school-based ELSA Sarah, and EMTAS B-ELSA Olha. They collaborated to provide ELSA support to children from Ukraine. After an introductory section outlining why children from Ukraine might need ELSA support, the blog continues in the style of an interview, with questions followed by responses from these two practitioners.

How did you identify that your Ukrainian children needed ELSA support?

Sarah - Well, we noticed that there were things happening for the children at school that caused us to become concerned about them. Teachers were key in identifying that there may be a need in addition to learning English. This was discussed with our SENDCo and people on our Senior Leadership Team. Our Head Teacher played a role too and has been very supportive of the collaborative way of working that comes with B-ELSA involvement.

What have been the challenges in getting B-ELSA support to work?

Olha - In general, whilst I have dedicated slots in my calendar for this work, some schools have said they can't release their ELSA to work with me, so that's been a problem. Another issue I've had has been matching up calendars - mine and the school ELSA's - to achieve consistency with the days and times of my visits. But in this school, it's been much easier because the Head Teacher has been so supportive.

Sarah - To be perfectly honest, before I worked with Olha I did think in schools we are so busy so if she's coming, it's two adults to one child. I didn't get it to start with - I thought 'why don't you just do the session on your own?' But I totally get it now.

Olha - Yes, same here - on a personal level, when I first started B-ELSA work, I wasn't convinced I needed to be there at all as some children from Ukraine didn't seem to need me for the language support. I've changed my mind about that having had the experience of working with people like Sarah, and seeing how beneficial it is for the children.

Sarah - I think it was crucial you were here. You can give the children a real connection to home, because you give them opportunities to speak in first language. Each week, the children have looked to you for support to express particular things they've wanted to say; they've really benefited from that. Also the collaborative approach means when you stop coming, the child still has someone they know and can trust in school, someone who understands and is there for them.

How did you draw on the child's first language in your sessions?

Olha - I've collected resources in Ukrainian, Russian and English through this role. Some have come from my ELSA training; I especially like the ones from 'Bear us in Mind' – which is a charity set up to support refugee children, including those from Ukraine.

Sarah - We wanted to make sure the children understood the feelings words we were using. We used cards to talk about that. The children definitely needed Olha to be able to do this effectively. Also, after seeing some of the resources in Ukrainian that Olha brought with her, I started using translation tools myself, to create more.

For me, the language options Olha's opened up for the children is the beauty of it - we'll come in and have a chat about each child and go in my ELSA cupboard and choose something suitable. For example the feelings cards - we picked a few cards and we asked what's happening in the picture. If we could add a speech bubble to the picture, what would they be saying/thinking? Because Olha's been there, the children have been able to use whichever language they like to express their thoughts and ideas. I think this has been a real strength of it.

How do you achieve a sense of closure at the end of a period of ELSA support?

Sarah - Closure was really important for the children. In the end, we decided we'd give each child a card, so I modified one I had. In it, we put that Olha's saying goodbye but the child can still come and talk to me.

Olha - Yes, a card like this is a resource we're now developing at EMTAS. The new cards will be printed with space to add something personal, special to each child. All the EMTAS B-ELSAs will be able to give them to the children they've worked with.



0 - 19 Children and Family Services

We offer a secure and confidential text messaging service called ChatHealth which enables parents/carers and young people of Hampshire to contact a clinician for general advice and support.

Please choose from the numbers below which is relevant to the age of your child:-

ChatHealth Parents (0-5):

07520 615 720

09:00-16:30 Monday to Thursday
and

09:00-16:00 Friday
(excl Bank Holidays)

ChatHealth Parents (5-19):

07507 332 417

09:00-16:30 Monday to Thursday
and

09:00-16:00 Friday
(excluding Bank Holidays)

ChatHealth Young People (11-19):

07507 332 160

08:30-16.30 Monday to Friday
(excluding Bank Holidays)



Please scan the QR codes to link directly to our text service.

Further information about our services and your child's health can be found on:

www.hampshirehealthyfamilies.org.uk



School Nursing Text Message Advice Service

Advice for parents and carers of children 5-19
in Hampshire

We can help you with all kinds of things, like:

Sleep and
Behaviour

Healthy
Lifestyle

Toileting

Staying
Safe

Health
Conditions

Emotional
Well-being

Drugs &
Alcohol



THIS IS NOT AN EMERGENCY SERVICE

For urgent attention please contact your GP or call
111 or 999

We support messaging from UK mobile numbers only, which will
be charged at your normal rate.

We do not usually inform anyone else if you contact ChatHealth. We might inform someone if we are concerned for your or your children's safety, but we would usually speak to you first. Your messages are stored and can be seen by other healthcare staff who follow the same confidentiality rules.

We aim to reply to you within one working day and you should get an immediate bounce-back to confirm your text was received. Texts will not be seen outside of normal working hours. Our text number does not receive MMS picture messages or voice calls. We support messaging from UK mobile numbers only (which does not include messages sent from landlines, international mobile numbers and some 'number masking' mobile apps) Prevent the ChatHealth nurse from sending messages to you by texting STOP to our number. Messages are charged at your usual rate.

Shamblehurst Field Ferrets

Summer Club



Monday 22nd - Friday 26th July 2024

We are excited to run a weeklong outdoor activity week, led by Mr Richards!

This will take place at Shamblehurst - places will be allocated on a strictly first come - first served basis. You can book just one day - or all week!

Children will need to bring a packed lunch, water bottle and snacks, as food will not be provided.

Cost - £30.00 per day.

Please complete and return the permission form for your child to attend by Friday 28th June 2024.

Places will be confirmed via email with payment details once we have confirmed number for Field Ferrets.

We can only offer places for children in Year 1 and above due to First Aid provision.







All money raised will be invested in school equipment and resources.

Please see letter sent for further details



Maths Money

Calculate the total cost of the items in each row.
Work out how much change you would get from £5

Broccoli 59p	Peas £1.20	Carrots 40p	Tomatoes £1.40	Sweetcorn 35p	Peppers 50p	Total	Change left over from £5
							
1	1	3	1				
		2	2	3	3		
1			1	4	2		
	1	4		5	4		
1			1	8	1		



Lesson plans kindly donated by HC3S, part of Hampshire County Council

Your vegetable patch

What vegetables are in the garden?



S _ ed _

T _ _ at _ es

_ ar _ _ t


B _ etr _ _ t

_ nio _

Lesson plans kindly donated by HC3S, part of Hampshire County Council

INSTRUCTIONS

1. PRINT OUT ONTO CARD OR PAPER
2. CAREFULLY CUT OUT THE PIECES
3. GET CREATIVE AND ADD SOME COLOUR!!
4. STICK THE SIDE PIECES TO THE FRONT USING GLUE OR TAPE
5. MEASURE THE CROWN AROUND YOUR HEAD
6. CUT OFF THE EXCESS LEAVING ROOM TO OVERLAP THE ENDS
7. STICK THE ENDS TOGETHER
8. SHARE YOURS ON SOCIAL MEDIA
#EatThemToDefeatThem



STICK HERE
LEFT SIDE

RIGHT SIDE

